



THE



FLATWHEEL

JUNE 2018

VOLUME 53, NUMBER 6



In This Issue

JUNE 2018

VOLUME 53 NUMBER 6

FEATURES

**19 MCR REGION
CONVENTION REPORT**

**22 NICKEL PLATE
RAILROAD HISTORICAL
& TECHNICAL SOCIETY
BOD MEETING**

**24 THE GREAT BEREA
TRAIN SHOW NEEDS
YOUR HELP!**

**25 NOW THIS IS
OPERATIONS!**

33 SUMMER PICNIC

**34 PROTOTYPE
RAILROAD IMAGES,
PART 4**

**38 PROTOTYPE
MODELING USING
EXTRA PIECES PARTS**

39 LAYOUT TOURS

COLUMNS

- 3 North Coast Leadership
- 4 When and Where
- 5 An Editorial
- 6 From The Super
- 7 General Meeting Minutes
- 9 This & That
- 9 Sidebar
- 11 Module Group
- 13 Membership
- 13 Raffle
- 14 Company Store
- 15 Clinic
- 16 Contest Table
- 40 White Elephant Sale
- 41 What's Going On?
- 45 Hobby Sources Listings

NEW COLUMN!



Members Bruce Bowie, Jim Moore and Fred Wagner traveled to Grand Rapids, MI, last summer to operate on the White Creek Railroad. This is a 7 1/2" scale railroad on 120 acres! Read the article in this issue about their experience.

NORTH COAST LEADERSHIP

ELECTED OFFICERS

Superintendent - Lee Sheffield lakeshorenyc@yahoo.com

Assistant Superintendent - Ron Morgan,
ronalco844@gmail.com

Secretary - Dave Williams (440) 838-4996
dave_wms@sbcglobal.net

Treasurer - Greg Noeth (216) 789-2086
gjnoeth@yahoo.com

Director East - Fred Obreza (216) 587-4419
chevy5664@sbcglobal.net

Director Quad County - Jim Moore (419) 684-5833
moorez@aol.com

Director West - Gary Schaefer, trains.ohio@yahoo.com

Director at Large - Brian Haas, haasland@msn.com

Director at Large - Jeff Lauren, jflrn@sbcglobal.net,
21-798-1896

APPOINTED POSITIONS

Great Berea Train Show - David James c (440)-785-9907
david.j@brtcharter.com

Achievement - Bruce Brintnall MMR,
brintnall@mindspring.com

Layout Tours - Ron Morgan, ronalco844@gmail.com

Contests - David Lawler, davelawler@oh.rr.com

Historian/Archivist = Frank Bongiovanni

Raffle - Mike Klein, pstlw@cox.net

Co. Store Manager - Chuck Klein, cbklein765@gmail.com

Clinics - Larry Madson, lmadson@roadrunner.com

Flatwheel Editor - Bruce Bowie, in2trains@gmail.com

Membership - Bill & Billy Ferry, clevelandbill@mac.com

Modules - Scott Benson, sbenson440@zoominternet.net

N.O.A.R.S. Representative - Bill Kovacs

Webmaster - Ben Lanza, blqt@nls.net

Refreshments - Joe Filipiak, graftonpotter@frontier.com

Training Day - Gary Schaefer, trains.ohio@yahoo.com

DIVISION 4

THE NORTH COAST DIVISION

OUR NEXT MEETING WILL BE JUNE 8, 2018.

NOTE: WE DO NOT MEET IN JULY NOR AUGUST, SO SEPTEMBER 14TH WILL BE THE FIRST MEETING FOLLOWING OUR SUMMER HIATUS. HOPE TO SEE YOU THERE.

WE OFFER GOOD FELLOWSHIP, FREE SOFT-DRINKS/COFFEE AND AN INFORMATIVE CLINIC ON SOME ASPECT OF OUR HOBBY. JOIN US!

WHEN & WHERE WE MEET

The North Coast Division holds 10 meetings a year (none in July and August). Meetings are on the 2nd Friday of each month. A

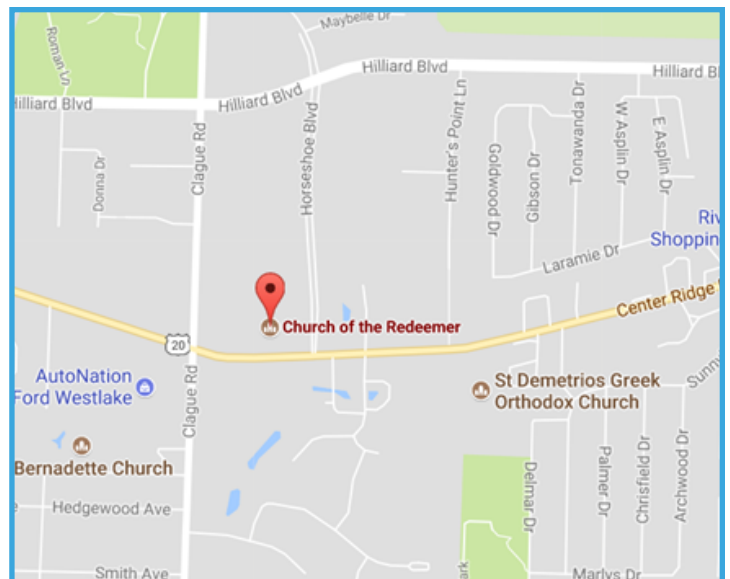
social half hour starts at 7:00 p.m. followed by a short business meeting at 7:30. After a short break, a railroad themed raffle and clinic complete the typical agenda. Meetings are held at the Church of the Redeemer, 23500 Center Ridge Rd, Cleveland, OH 44145. Visitors are welcome to attend any meeting.

The Division's newsletter, *The Flatwheel* is published monthly (except during July and August) by Division 4 of the Mid-Central Region (MCR) of the National Model Railroad Association (NMRA). All comments are welcome. Views expressed in *The Flatwheel* do not necessarily reflect the opinion of the NMRA, MCR, or Division 4.

The Flatwheel is typically electronically published no later than the Monday preceding the monthly meeting. Submissions are due no later than the 26th of the prior month, for example, August 26th for the September *Flatwheel*.

Uncredited photos courtesy of the editor or staff photographer Dave Williams.

Yahoo - The Division has a Yahoo group available for members. Send your request to join to dave_wms@sbcglobal.net. It's best to include "Division 4" in the subject line and include your name. The group is private and does not appear on the Yahoo directory.



AN EDITORIAL

This is the last issue of *The Flatwheel* prior to our two month summer hiatus. I don't know about you, but the last nine months have provided me with a great amount of hobby enjoyment.

First, and always at the top of my list, is the time I spent with great friends. Between September and June I had the privilege of being invited to eleven and attending ten operating sessions on four different layouts in two states. Sadly, I had to turn down one invite (again, sorry Joel!). Figuring an average of 3 hours per session, not counting social time before and after, that equates to 27 hours of fun and friendship. How cool is that!!

Then there is the additional time I spent attending all nine Division 4 meetings. Our meetings provide information during the short business meeting as to what is currently happening and what is being planned such as the summer picnic and bus trips. The Raffle is always an inexpensive way to obtain hobby goodies (Thanks Mike, we will miss your skills in organizing this monthly activity!). Dave Lawler's contests provide me the inspiration I often need to push myself to be a better modeler. Someday, really, I will get my layout to the point I can spend time making models for the contests. At least that is what I keep telling myself! And then the prototype

and modeling information during the informative clinics are always enjoyable. For example, the recent clinic put on by Brandon Wehe about his time operating real trains for the Army. When I heard the clinic topic for that meeting I had low expectations on what my personal level of interest would be. It turned out to be one of the best and most enjoyable prototype based clinics I had attended. Thanks Brandon! And again, the best part of the meetings for me is the time spent with friends. Our immediate group of friends from the far western stretches of the Division go to dinner on our way to the meeting where the topic of discussion tends to center on trains and wives. Hmmm. About 5 hours per meeting including travel and dinner times, thats another 45 hours of pure enjoyment.

Working last year on the bascule bridge for my friend Jim Moore reinvigorated my brain for working on my own layout. This fall I accepted the hard fact my layout design had a major flaw. Once accepted, I figured out what needed to happen, got out the tools and got started on my East Broad Top v3.1. Yes, you read that correctly...v3.1. I built my first EBT layout back in the late 70's, early 80's. After career changes and house moves, my EBT v2.0 began in earnest in 1999. Of course, retirement no.1 and another move stopped it in its tracks (pun intended). Following retirement no. 2 and another (LAST!) move, I started EBT v3.0 in our current residence in 2014. V3.1 is moving along at a reasonable pace. I am now building a two level layout. The helix is 90% complete. I had to build the EBT roundhouse that will be situated on the lower level in order to figure out the table structure past it, through the helix and then over it. The roundhouse is effectively complete with several hundred, yes hundred, hours invested.

With the EBT's Orbisionia shop complex laid out, I will be spending much of my summer completing the table. I will be taking many photos and using them as inspiration for these pages.

How about you? Whatever it is you are doing this summer, take photos and a few notes. Send them to me so you too can be part of *The Flatwheel* 2018/2019 AND EARN RAFFLE BUCKS!!

Have a great summer. 🚂

BRUCE BOWIE
EDITOR



FROM THE SUPER

"Driving the train doesn't set its course. The real job is laying the track."

Ed Catmull

Here we are going down a new track in the Division. Little did I know that in 2008 when I joined the NMRA that I would end up in the Superintendent's position. So, after a stint as trustee and then four years in the Assistant Superintendent's spot here I am. I have been told by my relatives that I have railroading in my blood. My great, great uncle was an engineer with the B&O back in steam days running between Willard and Lorain. And I was exposed to model railroading in my early days when my older brothers had Lionel trains set up on two sheets of plywood. When they tired of it I took it over and the rest is history. We have a great group of modelers as seen by our monthly contests and clinics and I would like to see us keep going at notch 8 (for you diesel fans) to allow us to grow.

We will go through some transition pains as we have some members stepping down from their appointed positions and I will be looking for someone to step up. Adam Woodie has already jumped into the raffle position for Mike Klein. And Adam will cover the company store in addition to the raffle until we can find someone to cover the company store. We also need someone to step up for the Membership Chair position. Bill Ferry is moving on as son Billy will be heading off to college so I will be up on my soap box asking for volunteers. Hey, it only requires a few hours a month. Bet you haven't heard that one before.

I am sure I will make some stumbles (i.e. derail) along the way, so please speak up. I promise I won't volunteer (i.e. railroad) you into a spot just because you spoke up.

The module group will be having our annual module work day and cookout on June 23rd at Scott Benson's place. We get together to work on our modules and share tips on scenery, track work, wiring etc. If you have an interest in the modules please see Scott or any other member of the module group. We will soon be preparing for our trek to Kansas City for the National Train Show. Two years ago, we won first place for our layout at the National Train Show in Indianapolis and we won second place when we set up in Grand Rapids in 2012. We have a good time running trains and enjoying the local restaurants.

Don't forget our summer picnic on July 21st at the live steamers in Lester. More details later in this newsletter. Dogs, Brats and Burgers are on the menu. The division will cover the dogs, brats, burgers, buns, limited drinks, plates, cups, utensils and the ketchup, mustard & relish. All who attend please bring a dish to share. Bring the kids, grandkids, great-grandkids, wives, husbands, girlfriends, etc. and enjoy an afternoon riding trains and socializing. You will also want to bring chairs to sit out under the trees and possibly a folding table.

And that brings me to my last topic of conversation, The Great Berea Train Show. I will have signup sheets at the June meeting for you to fill in. This is our yearly fund raiser so step up and volunteer for a couple of hours and get into the show. There are a multitude of jobs you can sign up for. If you are a people person, then sign up to put on wrist bands or sell tickets. If not, there is always setup or teardown. We always have a good turnout for setup but remember, we must take down all those tables and chairs and do some clean-up Sunday night after we close.

Enough for this month, see you at the meeting. 🚂

**LEE SHEFFIELD, SUPERINTENDENT
THE NORTH COAST DIVISION**



GENERAL MEETING MINUTES

Friday May 11, 2018

Superintendent Steve Kaplan called the meeting to order at 7:30 pm.

Membership Chair Bill Ferry announced new members and requested that visitors introduce themselves.

Treasurer Greg Noeth stated that assets stand at \$41,116.81. We have not made any payments yet to the Berea Fairboard for Train Show use of the Fairgrounds as the contract is still in progress.

Contest Chair Dave Lawler said that the Regional convention is in need of contest judges, and that he had contact information if anyone was interested. This month's contest is for two bay covered hoppers, with a good number of entries. Dave reminded everyone to vote. Last month's winners were asked to describe their entries. Jim Grell brought in some newly available Accurail cars for display. Dave reminded everyone that next month will be awards night for the contest, with no contests that evening.

Steve said that the evening's clinic would be presented by the Klein brothers on their 1958 B&O steam excursion from Cleveland to Holloway. Next month's clinic will be



Chuck Klein embarking on his B&O's last passenger steam train that he and his brother Mike rode as children.



Bruce Bowie received his AP Author Certificate and also received a merit award for his general store structure from AP Chairman Bruce Brintnall.



Tom McInerney received his AP Certificate for Master Builder of Structures.

given by former NYC engineer Don Wetzel on his historic run of the world's fastest self-propelled train (jet

engines on a modified RDC car).

Bruce Brinthal MMR, Achievement Program Chair, presented several awards. *See photos - Editor*

Lee Sheffield reminded everyone that the Division Picnic will be held on July 21, 2018 at the North East Live Steamers facility in Medina. Hamburgers, hot dogs, brats and soft drinks will be provided by the Division; please bring a side dish. Trains run noon to 3 pm.

Steve requested that everyone fill their names onto the volunteer sheets for the Great Berea Train Show. From Lee: The Train Show Marketing committee will meet on May 23, 2018 at 6 pm at the house just west of the BRT Charter Service facilities in Brecksville. All members are welcome to attend. Comic-Con will be having their show at the same time as ours again this year, so extra help may be needed to be sure visitors go their proper event.

George Keller said that the annual Mad River & NKP Museum (Bellevue) Railfest will be held on August 18, 2018 from 8 am to 9 pm. George also said that engine 757 is being examined for its trip from the Pennsylvania Rail Museum to Bellevue, with the return projected to be sometime in June.



**B&O Sentinel 2nd Quarter 2008 magazine
article author - Bill Cramer**

Chuck Klein, Company Store, reported that he had the Davies Steel hopper cars (Division project) now in stock. There are twelve different numbers available (4 stock; 8 more by using decals).

Raffle Dude Mike Klein gave a rundown of the evening's prizes, to include a copy of the B&O Sentinel 2nd quarter 2008 magazine containing an article on the excursion covered by the evening clinic. The article was written by member Bill Cramer (Mr. Cramer later autographed the issue for the winner).



At this point in the meeting, Superintendent Steve Kaplan passed the gavel ("The Mickley", named for long time member and Treasurer Barb Mickley) to incoming Superintendent Lee Sheffield.

Dave Williams requested that Division members attending the MCR convention please contact him in the convention contest room to help determine this year's winner of the Martha Newberry award for Structural Excellence.

The meeting concluded at 7:55 pm. 🚂

THIS & THAT

SUPER GLUE - I have used any number of different brands of super glue over the years. I have wasted a lot of dollars on products that once opened quickly solidified in their containers. I have also found a number of their dispensing nozzles that plugged and were difficult to re-open. In the past 12

months I have done quite a bit of structure modeling necessitating the use of super glue. I was using Locktite's "professional" ACC. It seemed to last once opened, and while the nozzle allowed for precise application, the screw on lid glued itself to the nozzle. Duh. More than once when this happened the nozzle would break off inside the cap when trying to open such that the cap would no longer screw on. Super glue is not cheap. The 0.71 oz package pictured costs \$5.98 at Lowes. Jeez!

When shopping at Lowes to replace another broken container I came across Gorilla Glue's super glue. While price and volume are the same I have yet to glue the cap to the nozzle after many hours of use. And, it is still liquid. Personally, I intend to stay with this one. They have both the pictured GEL as well as a more liquid product. - *Editor*

MORE ON GLUE - I don't know how you apply your glues but trying to apply straight from the product dispenser to your models tends to get it where you

don't want it. An inexpensive way I have been using is to squirt the glue on a sticky note. Sticky notes come in many different sizes, with 3"x3" the

most common. A number of years ago I bought some small pads, 2"x1 1/2", not really good for notes as I found out, but ideal for glue pads. Put some glue on the pad, use your favorite applicator (mine being a flat toothpick) and model on! When done, pull the sheet off the pad, throw it away, and your are ready to go again. - *Editor*

SUMMER TRAVEL PLANS? - Take a bus and leave the driving to...Norfolk Southern?? - *Gary Schaefer*



And this photo of the East Broad Top Transit Company's bus - photo source unknown - *Editor*



Three Miles Of Unused Locomotives Is Undeniably Haunting

JALOPNIK

Kristen Lee

3/09/18 8:40pm

If you've ever driven through Arizona between Tucson and Benson, you might have noticed a strange sight: Nearly 300 yellow Union Pacific locomotives are lined up neatly, end-to-end, on the tracks, stretching on as far as the eye can see. They're not abandoned. They're just... waiting.



Waiting for what, exactly? Well, a purpose. Last year, Fox 10 Phoenix spoke with the Union Pacific director of media relations, Jeff DeGraff, about the sight. He said that because of a slow down in manufacturing, not all of the locomotives are necessary. Union Pacific is storing them there until it needs to use them again.

From the story:

"Finding a good, open space with arid, dry climate there that's good for the machines, we don't have to worry about too much rust and rain and things like that, so it's a good spot for us. We were

"TOOL IDEA" - At a recent visit to our jewelry store, Kolick's, I was watching the repair man. He applied some type of compound to the piece he was working on.

He was using a small torch as he soldered. I asked what that was. He gladly explained that it was a "heat sink" material named Vigor and proceeded to go to eBay and get me info on the product.

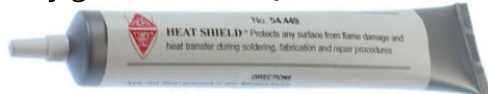
Ebay search "Vigor Heat Shield"

I looked up specs on Vigor as I feel this has a place for all types of soldering projects.


Protects components under direct 5000° F (2760° C) flame. Not necessary to remove stone before soldering. Prevents oxidation and is odorless and non-toxic. Good for dozens of applications. Washes off with water.

The solder heat sink paste also holds items as you solder. Like modeling clay.

A very good feature. - Joe Kurilec, MMR



NEW FROM ACCURAIL - The Bring & Brag table had examples of Accurail's newest boxcar kit. Apologies for not crediting the member that brought these nice models in but my notes failed to catch the name - *Editor*



MODELING HULETT'S? - Here is a great full color hi-res closeup of a Hulett unloader at the Pennsylvania Railroad ore docks in Cleveland, Ohio, circa May 1943. Photo from **SHORPY** Fine Art Prints by Juniper Gallery, www.junipergallery.com - *Editor*



fortunate to use that piece of track that we could use," explained DeGraff.

The locomotives stretch on for about three miles and are apparently visible to drivers from the Interstate 10.

And because the locomotives cost between \$1 million to \$3 million each, it's not like Union Pacific is just going to let them sit there and crumble. The outlet notes that the engines are checked and maintained regularly. They need to be in good shape so that when they're needed again, they're ready immediately.

Here's some footage of all the locomotives.

DeGraff reminds people that while the locomotives are cool to look at, they are "not a tourist attraction." Basically, you can look, but don't go near them, as they are still private property.

I don't know about you, but for me all those disused locomotives parked like that makes for an infinitely lonely sight. Like we spend so much of our time waiting for trains and now these trains here are waiting for us. They have no jobs, no purpose, nowhere to be without us.

Gah. That got dark. Happy Friday, everyone.

MODULE GROUP

We're going in to our summer "off season". However, as a member of the Module Group there is almost always something to be involved with should you so choose. This summer, a number of us will be traveling to the National Convention in Kansas City, August 5 - 12. There we will combine our modules with those from two other divisions, making a very large and fun to operate layout. Below are a few photos of activities we participated in this past year. 🚂

SCOTT BENSON
MODULE GROUP



Module Spotlight

Module Spotlight: Main Belt

Owner: Scott Benson

Inspiration: I wanted to have a place to have switching operations on our layout.

Description: Main Belt is two standard 2' x 4' modules that are always displayed together. There are 4 industries to switch: Pallas Mills, Vesta Foods, Bamberg Furniture (all Walthers background kits) and Europa Piano Company (made up from Cornerstone modular packs). Can you figure out why they're named so? (Hint:

I was working at NASA at the time.) There is also a storage and/or team track and a small laser-kit shanty. I often have visiting children help me switch Main Belt. I'll bring a local freight in on the local track. With both leading and trailing spurs and a runaround track, it's fun, and very educational, to help them figure how to set-out and pick-up specific cars. I'll even have two-person crews, with one child manning the switches (all Caboose ground throws). I almost always have to help in setting the double-slip switch! Main Belt was built in 2008 and has been a great model railroading experience for me. 🚂



MEMBERSHIP

NEW MEMBER

We wish to welcome three new members:

Brent Lloyd, Sheffield Lake

Tom Fisher, Independence

Alex Ely, Medina

Everybody: please help to welcome Brent, Tom, and Alex to our club! Brent, Tom, and Alex: let us know how we can help you get more from this hobby of ours. We look forward to meeting you.

BIRTHDAY WISHES

Due to changes in how the NMRA distributes information, birth dates will no longer be information to which our club is privy. This is a responsible change given today's concerns about personal information that can lead to various types of financial and other fraud. But it means we'll no longer have a truly updated list from which to get our Birthday Wishes information.

Keep your eyes on this section of the Flatwheel as we devise some other way to honor our members. And if you have a suggestion, please pass it along! 🚂

MEMBERS: If your membership information needs to be updated, or for any questions about membership, please email Bill Ferry, Membership, at ClevelandBill@mac.com or call (440) 570-2112 and leave a message.

BILL AND BILLY FERRY
MEMBERSHIP CO-CHAIRS



RAFFLE

Hello everyone,

The June raffle once again will be a fine variety of prizes, something for everyone. This will be my last raffle. I say this with mixed emotions. I thank a lot of people who have helped and supported me and the raffle through these 20+ years. Most of all I thank the members of Division 4. Without your support the monthly raffles and the Holiday raffle, it would not be possible.

With cinders and tears in my eyes, Thank you, Mike Klein, One of the original Raffle Dudes 🚂

THE RAFFLE DUDES



COMPANY STORE

New project for Division 4

Davies Steel hopper cars are in!

These are based on Dean Freytag's steel mill modeling. Dean 's railroad was the South Ridge Lines the steel mill was known as Davies Steel.

We have designed a 70 ton three bay hopper car that in theory belonged to the South Ridge Lines and was leased to Davies Steel. There are four pre-lettered cars with application of pre-printed decals to expand a fleet of cars to 12 numbers. Price is ONLY \$20 each. The cars have arrived and will be available at June meeting. They will be sold through the company store. A limited number will be available. 🚂



Wood Side, 2 numbers available \$18 ea.



**MCR Schoolhouse
Laser Cut Kit \$45 ea.**



**Division 4 Patches
\$3 ea.**



***SHIRTS ARE NOW AVAILABLE
THROUGH THE CO. STORE!***

***Polo's along with both short
and long sleeve. Stay tuned.***

FREE DVD'S!

I should remind everyone that we have a library of how to DVD's for member use. A \$10.00 deposit for each DVD rented. \$10.00 returned when DVD returned at next meeting. Check the listing by clicking on MEMBERS ONLY, then VIDEO LIBRARY to see a list of over 120 DVD's!

**Division 4 Ball
Caps \$20 ea.**



**CHUCK KLEIN
STORE
MANAGER**



CLINIC

June 2018

The New York Central's Technical Research Department's Budd M-497 Jet Project Don Wetzel

This trip was put together by the Cleveland Railroad Cub and was promoted as the last chance to ride behind a steam locomotive. Chuck and Mike Klein were fortunate enough to have their father take them on one of life's adventures. This is the 60th anniversary of this event. 10 years ago Chuck and Mike presented this to the Division and was originally done with 35 mm slide projector. Since then additional picture resources have been made available and will be presented in a power point format. Have you ever seen an EM-1 ? Look for a display of models at the Division meeting representing this excursion. 🚂

CLINICS WANTED

Help!!!! I am looking for programs for January through June 2019. If any of you would like to share your modeling techniques, know of someone I could contact for a program, or have a suggestion for a program topic, please contact me. If you have contacted me previously about a program, please take time to remind me again.

Larry Madson

lmadson@roadrunner.com

440-934-2643 or 440-864-2305

Clinic Presentation Aids

Division 4 has a digital projector available for use by Division members for presenting clinic programs in digital format. We now also have a carousel slide projector with carousels. The Division also has a video camera available for program enhancement. Anyone wishing to use the camera or the projectors for their program, contact Larry.

**LARRY MADSON
CLINIC CHAIRMAN**



CONTEST TABLE

MAY CONTEST REPORT

The May Contest was for 2 Bay Covered Hoppers. There were no dioramas entered.

MODEL

1st: Gary Schaefer

2nd: Jerry K (Sorry, I could not read the last name)

[If Jerry K sends me his name, I will report it in the September Flatwheel - Editor]

3rd: John Hemsath, Jeff Lauren

Honorable Mention: Dave Flebbe, George Gelehrter, Jim Grell, Steve Riddlebaugh

SEPTEMBER CONTEST REPORT

FYI - Per the National and Regional contest rules,:

"The diorama had to be a maximum of two square feet and had to be constructed on a wood or foam base"

This should be noted by any of you diorama builders who might wish to enter a contest at a higher level than ours here at division 4.

For those who like to get a head start on things, the September Contest will be for:

Billboard or Colorful Reefers

2017/2018 CONTEST WINNERS!

Now here is the exciting news you've all been awaiting. (Drum-roll, please) The contest winners for this year are:

MODEL

1st: Gary Schaefer

4th: Dave Flebbe

2nd: John Hemsath, George Keller

5th: Jeff Lauren

3rd: Jim Grell

6th: Steve Riddlebaugh



DAVE "MR. CHEERIOS" LAWLER
CONTEST CHAIRMAN

MAY CONTEST ENTRIES



MAY CONTEST ENTRIES



MCR REGION CONVENTION REPORT



BY BRUCE BOWIE

PHOTOS BY DAVE WILLIAMS
STAFF PHOTOGRAPHER

I started a new part-time job several years ago that has constraints around personal time off. These have precluded me from attending our region conventions. However, I worked it out with my employer such that I was able to attend the four day event hosted by Division 7 in Cincinnati.

A number of our members attended as well. Personally I operated Thursday night on a layout based on the narrow gauge East Broad Top, my favorite railroad and the subject of my own railroad currently under construction. I saw and heard many details that will be important to me as my layout progresses.

Friday morning I attended three excellent clinics. I advise anyone attending clinics to take notes. Some conventions, both regional and national, will provide links to electronic copies of the presentations you will attend. Some individual clinicians are also willing to send copies to those who request them. In the case of the recent MCR Convention, no electronic copies were generally available so notes were important.

Friday afternoon I took a bus tour to a nearby river barge unloading facility that also unloaded and loaded railroad cars. It would make a nice industry requiring a small amount of space that can generate large volumes of varying traffic on a layout.



Myself and my lead judge considering the points to award for Details. I look pretty serious don't I?

Saturday I volunteered to be a model contest judge. They held a one hour clinic for all judges, but with a focus on us newbie judges. It provided an excellent understanding of the system developed by the NMRA to make a very subjective task as objective as possible. We then broke down into small groups with an organized by

the different judging categories and proceeded to the contest room. Each group had an experienced judge to lead the effort.



Another newbie judge, our own George Keller, with his lead judge.



Div 4 Superintendent Lee Sheffield judging a contest model

Our group completed the judging in time for me to attend one morning clinic. Gerry Leone, well know author and model presented his clinic on model photography. Gerry provided many excellent points on the different aspects of photography unique to taking pictures of models and layouts. When he came to his discussion of photo stacking software, he simply provided the web address of, his words, an excellent article on the subject written by a MCR Division 4 member, **ME!** I was very humbled by his acknowledgement of my efforts. Thanks Gerry!

Saturday afternoon I took another tour, this time visiting three local layouts. They were all wonderfully done layouts. One in particular, by Gerry Albers, was amazing in its size and great scenes.



Members enjoying Social Hour!

Saturday night saw many convention goers, myself included, attend the awards banquet. In addition to a fun social hour prior to the dinner, the food was excellent. After the meal, the awards themselves were handed out. Several Division 4 members were brought to the platform to receive awards for their outstanding work and efforts made on behalf of the Division and Region. I will forget some so I will mention none here. However, Flatwheel staff photographer took photos and are herein provided. *Thanks Dave Williams - Editor*



New member Donna Kowicki, spouse of member Larry Kowicki, receiving her contest award



George Keller receiving one of TWO contest awards!!



Another plague for Jim Grell's impressive collection of contest awards!




Steve Kaplan receiving his Certificate of Appreciation for serving as our Super for four years. Thanks Steve.

During the awards ceremony, our own Dave Williams



Bob Lawson receiving the Martha Newberry Award



Our industrious Company Store Manager, Chuck Klein, set up a stand selling our newly acquired Davies Steel Hoppers just outside the Banquet room. Great effort Chuck!

presented on our behalf the Martha Newbury Award to Bob Lawson for his outstanding structure.

Sunday morning saw myself and my Convention partner, Jim Moore attend an operating session on the second East Broad Top Railroad themed layout. It was another great experience for both of us but particularly myself and my East Broad Top interest.

Then it was time for the ride home complete with much motivation to continue on my own layout efforts.




The NKPHTS had its BOD meeting at The Age of Steam Roundhouse in Sugar Creek, Ohio May 5, 2018. I wanted to share some of the photos with Division 4 members.

Anyone that has visited the AoSR knows what a great place this is. Just stepping onto the AoSR grounds sends you back to 1940-50's! 🚂



Jerry Jo Jacobson was the force behind building the AoSR. His grave site appropriately faces the roundhouse complex.



Two freshly painted cars (guess they thought Bill Cramer was coming)! were spotted in front of the meeting room, seen left behind the W&LE caboose.

NICKEL PLATE RAILROAD HISTORICAL & TECHNICAL SOCIETY BOD MEETING

**BY JOE KURILEC, MMR
PHOTOS BY THE AUTHOR**



I was able to attend a pre-BOD meeting with the publications committee in Jerry Jacobson's office. His collection of RR items is unbelievable. In our meeting room was a LARGE collection of builders plates. Lima, Alco, Baldwin and Roanoke shops to name a few. Keep in mind these are REAL builder's plates! Notice near the top right, a Royal Crown builder's plate.



Tony Koester and Jim Canter, BOD members.




From the right, division members Chuck Klein, Gary Sole and NKP board member Roy Wullich.



Here is the real reason most of us wanted to attend the BOD meeting. 763. Notice Chuck Klein praying in front of 763. The collection of equipment at the AoSR is a real tribute to steam power.

THE GREAT BEREA TRAIN SHOW NEEDS YOUR HELP!



BY JOE KURILEC, MMR
PHOTOS BY THE AUTHOR

Division 4's Great Berea Train Show runs every October. This year it is Saturday 10-6 & Sunday 10-7-2018. This is the division's 45th year!

The marketing and planning committee meets many times during the year of each show. This takes a ton of volunteer hours to organize and plan for this event!

Advertising, show signs, floor plans, ticket sales, dealer concerns, budget needs, flyer distributions, security, new ideas, just to name a few of the many things that are put into motion way before the doors open to the division event.

This once a year project means there are no dues for division members. Special division events such as the "pizza night" or road trips are all possible because of The Great Berea Train Show.

It takes a lot of volunteer help to keep this machine well oiled!

We need members to step up to volunteer one hour, one day or more. Jobs such as set up, tear down and clean up are MOST needed. Clean up means using a leaf blower to "sweep" the building floors.

I bet there a many of you that do this in your yard and get NO "thanks". We WILL thank you!

Please try to give back to division 4.

WE THANK YOU.

The Great Berea Show committee. 🚂



From left. Bill Ferry, Billy Ferry, Lee Sheffield, Gary Schaefer, David James & David Flebbe. Not shown; Greg Noeth & Joe Kurilec

As you have read many times, I LOVE operating model railroads. Last summer members Jim Moore, Fred Wagner, myself and our friend Steve Kelly traveled to Cedar Springs, MI, just outside Grand Rapids, to operate on the 7 1/2" scale White Creek Railroad.



The railroad is owned by Russ Eldred. It sits on 120 acres of wooded and hilly land just outside Grand Rapids, MI. The railroad statistics included 5 miles of mainline with 6.5 miles total track, over 1000 feet of trestles, 190+ switches, bi-directional running with 30 passing sidings, 30 signal blocks, 27 industry spurs, 2 yards, and 9 junctions. Yes, you read that correctly, 6 1/2 REAL miles of track. You can read more about the railroad on his website, www.whitecreekrr.com.



View of yard area with classification yard in the foreground and arrival/departure yard in the trees.

Russ holds several operating sessions each summer. I contacted him via email requesting an opportunity to participate in one of the sessions. Russ graciously approved us attending his July session.

We left on Wednesday morning, taking 4 hours to get to the railroad just after noon. Russ uses Wednesdays as his setup day for his typical Thursday, Friday and Saturday sessions. Once the Wednesday setup work is completed, Russ allows freight trains to operate across the railroad, giving it a good test. In addition to equipment owned by Russ, attendees are allowed to bring their own rolling stock and motive power.

NOW THIS IS OPERATIONS!



BY BRUCE BOWIE PHOTOS BY THE AUTHOR

While most of the motive power operate with gasoline engines powering the wheels through hydrostatic drives there were a few live steamers and at least one fully electric unit.

Most of the setup work was completed on our arrival. After a brief introduction, we split up into two two-man teams. Russ operates his trains with three man crews; engineer, conductor and brakeman. The conductor is the boss, directing the engineer and brakeman in their respective duties.

Jim and I teamed up with Russ as our engineer with myself acting as the conductor, riding directly behind the engineer and Jim as brakeman riding at the end of the train directly ahead of the caboose.

So off we went. Russ has a dry wit (my words) and his training methods included some practical jokes. But learn we did.

One lesson learned early on was that the cars are somewhat tipsy so you have to balance yourself to help ensure you don't cause the car to derail...or you fall off! Not too long into our first train, I heard something without knowing what it (who) was. However, our well experienced engineer knew, and immediately put the train in emergency STOP. Looking back we saw Jim finish rolling down the embankment! We all enjoyed a good laugh at Jim's expense, but truth be told, this could lead to a serious injury. There are a number of locations on the railroad such as trestles where you would fall upwards of 12 feet straight down. Our first important lesson.

The railroad is fully signaled with passing sidings at each town or industrial location. The system is very easy to learn. As you are about to leave a town and enter the single tracked main, you see a signal alongside the track. Green indicates a clear block between where you are and the next town. As you enter the main, there is a push switch on a pole that you MUST activate. This switch works in conjunction with the facing signal in the next town which will turn red to indicate to an approaching train that you are occupying the block and they must hold. A yellow signal indicates there is a train traveling in the same direction as your train in the block you are about to enter. You are allowed to move forward, but at reduced speed so you can stop if you get too close. A very simple but functional system. And very easy for us rookies to grasp.

The operating scheme uses car cards, just as our

smaller layouts for freight movement. The conductor has the cards for the train you are operating. He determines the route you take on the railroad based on the destinations of the various cars in your train. As you look at the map, you can see there are multiple paths that will take you to any given destinations. The conductor must keep this in mind as we know that switching trailing point sidings is way easier and faster than facing point sidings. Ask me how I know!



Conductor, are you sure we are on the correct track?

When you arrive at a destination, there is a car card box holding the cards for any cars currently at this site. The conductor reviews them to determine if there are any pickups. He then directs the brakeman and engineer on what movements they will do and what cars to uncouple, couple, etc. Whenever possible this must be done while keeping the main clear just as the prototype practice.

We worked with Russ for only a couple hours. At that point he felt we knew enough to let us go out on our own. We added another rookie to our crew and left the yard with Jim as engineer, myself as conductor and our new acquaintance as brakeman. We thoroughly enjoyed ourselves. At the end of Wednesday, we felt well prepared for our full day of operations on Thursday. Little did we know what we didn't know!

Thursday was our last day and the first day for that week's full operations. The new for us twist was now the passenger trains began operations. Passenger trains operate on a published schedule. As freight train operators, our goal was to run our train per our instructions while NEVER blocking a passenger train. The passenger train schedule I have included shows the train numbers and the times they leave and arrive at all their scheduled stops. It is the freight train conductor's job to ensure there is enough time to

travel to the next destination, or a destination along the way, prior to a passenger train arriving at the same location. The freight train then takes the siding and holds there until the passenger train clears that location. It is much easier to write this than do it in practice.

With myself acting as engineer, Jim as the brakeman and a new acquaintance as brakeman, we left the main yard with our first train. Leaving the yard I noticed the flat car I was riding on making some noise and a grating sound. Not being familiar with the equipment I did not realize what was happening. My car derailed not too far down the main. We stopped the train and with all of us helping, managed to rerailed the car (they are HEAVY!). We started up again, again with noise and grating. Shortly we again derailed. Hmmm. Upon closer examination, we discovered the kingpin for the front truck was missing! Not knowing how long it would take to make the repair we moved our train to a nearby siding. I walked back to the main yard. A gentleman listening to my explanation of our problem to the yardmaster interrupted, stating he had earlier had found a kingpin on the yard tracks. He quickly brought the kingpin to me and the yardmaster explained how it was properly installed. Another walk to the enginehouse to get an appropriate wrench and more walking back to our train to make the repair. We then resumed our movements and enjoyed the rest of the day without incident.

While operating 7 1/1" scale trains is very similar to operating our smaller layouts, there are distinct differences. First, safety is paramount. I don't know

involved. The brakeman has to throw switches and uncouple cars. The sidings can be quite long, so wear good walking shoes. And this is a woods in the summer time so flying insects can be an issue.


I have operated on quite a few layouts, large and small. I have enjoyed every single experience. But I have to say this one is near or at the very top of list.



We must have all done pretty well. As we were getting set to leave we profusely thanked Russ for hosting us. Russ was kind enough to invite us to return anytime. Thanks Russ! 🚂

Bridges

and tunnels



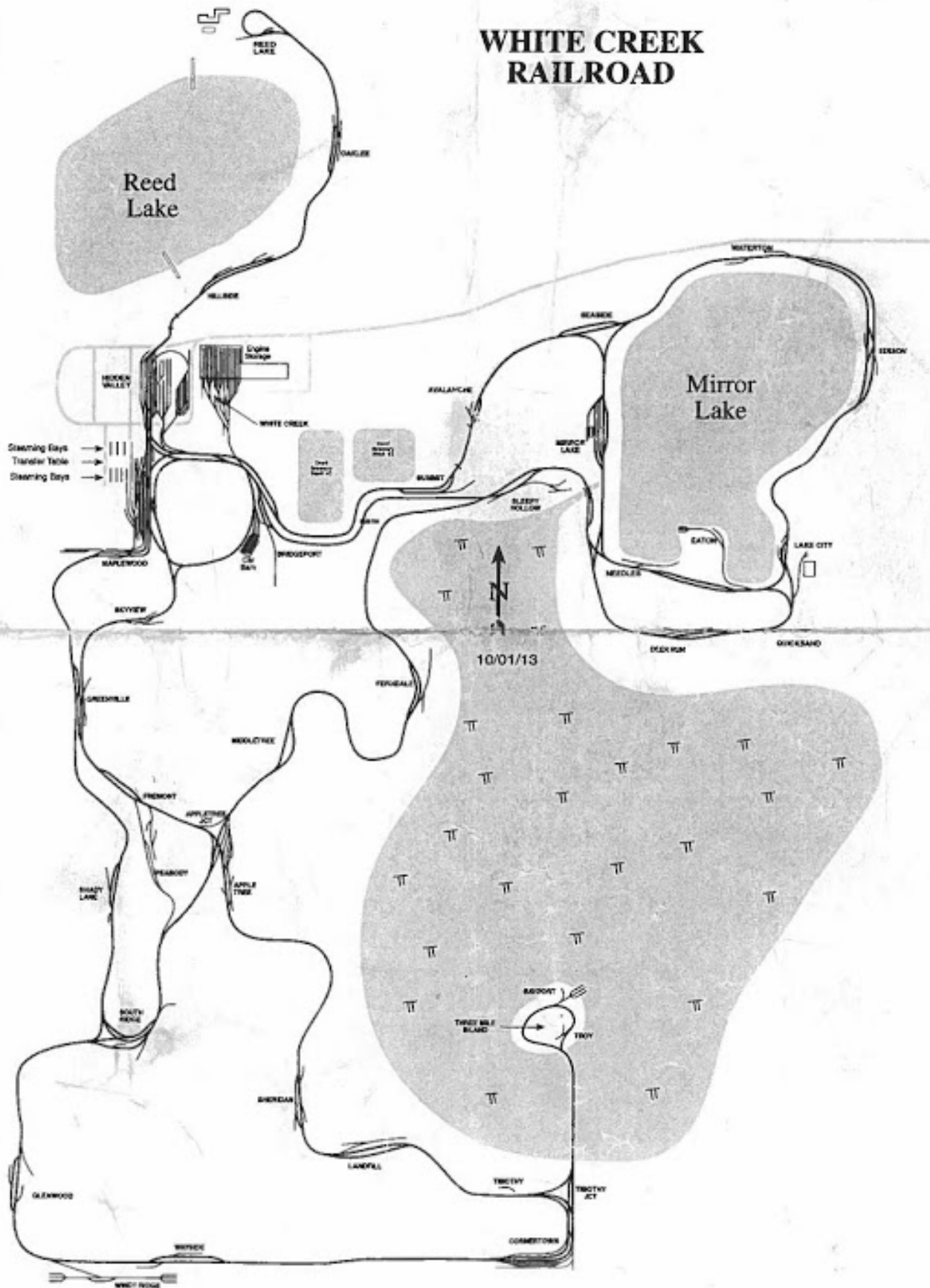
Think this hand laid 7 1/2" scale three-way stub switch would qualify for the AP Civil certificate Bruce (Brintnall)??

many small scale operators who have rolled down real embankments but it can happen here. Another big difference, particularly for the brakeman position, there is a lot of walking



and trestles, oh my! Hold on Jim!

WHITE CREEK RAILROAD



WHITE CREEK RR 2017 Visitor Engineer Information

ENGINEERS MUST register their train at the car barn before running. Also please sign the guest book.

ENGINEERS: IF you are running and you see persons waiting for a ride at the "PASSENGER LOADING AREA", I would expect you to stop and offer to give them a ride if your train has space available and your engine is capable of pulling passengers. There will be enough visitors here that I will NOT be able to personally give them all a ride, so **PLEASE HELP GIVE THE VISITORS A RIDE.** To discourage persons walking across yard tracks, please try to load/unload passengers on tracks 1 or 2 only.

ENGINEERS: When pulling passengers (especially "non-railroad" visitors) keep in mind safe passenger riding rules and make sure your passengers know and obey your specific requirements. Feel free to throw them off the train if they are not following your riding rules. If possible, a conductor on the back of the train capable of communicating with the engineer to stop the train would be wise.

POP: There is a refrigerator located on the west side of the upper level car barn. Pop is available (self serve) for 50 cents a can. Please don't throw the cans away. Michigan has returnable cans worth 10 cents each. Leave a extra dime if you are not going to return the can.

DOGS & CATS: We prefer you leave your pets at home. However, if they are here, they must be on a leash and not tied in or near the rail yard area. They may not ride the railroad with or without their owner.

COFFEE: is free and is located in upper car barn.

YARD TRACKS: are numbered from West to East

Tracks 1 & 2 are passenger loading/unloading and water. **DO NOT LEAVE YOUR TRAIN UNATTENDED ON TRACKS 1, 2 OR 6. THESE ARE NEEDED FOR WATER FOR STEAM ENGINES AND PASSENGER LOADING AND UNLOADING.**

Track 3 is main line southbound. Track 4 is mainline northbound.

DO NOT PARK ON THE MAIN LINE TRACKS.

Tracks 5 & 6 are water and service.

Spur tracks 7,8,9,10, or tracks c1, c2, c3, c4, c5, c6 may be used for short or long term parking.

The balloon track has a 34 ft radius. Some engines cannot negotiate this curve.

SIGNAL SYSTEM:

Empty Block: The signals are **GREEN** when the block is unoccupied.

To Claim a block: Press the track side button (identified by a **YELLOW** vertical tape stripe). You will see a yellow light--the other end sees a red light

To Release a block: Press the track side button (identified by a **RED** vertical tape stripe). Lights will turn green at both ends.

Ignore all posts without visible **YELLOW** or **RED** tape. They are not for you.

ENTER A BLOCK ONLY WHEN YOU HAVE TURNED THE SIGNAL YELLOW.

A **Red** light means the block is occupied and a train is approaching you.

A **Yellow** light means the block is occupied and a train is traveling the same way you are and is ahead of you.

Signal light remains red or yellow longer than 2 - 3 minutes. Someone forgot to release the block (or one of the claim buttons is stuck down). Proceed with caution to end of block and release block (or release block with red button on your end(opposite side of track) and then claim block , but still proceed with caution.

SIGNALS OUT OR NOT WORKING PROPERLY: Report the problem to someone wearing a White Creek hat. Proceed slowly through the block expecting to stop if a opposing train appears. No one should be running so fast that they cannot stop if another trains appears.

NIGHT RUNNING: You may operate your trains after dark or all night long if you wish. However, do not blow whistles after sunset. Use a red light on the back of your train also.

QUESTIONS/PROBLEMS "Regulars" at White Creek Railroad will be wearing a White Creek RR name tag OR White Creek Cap. Talk to one of them to report problems or obtain assistance.

BATHROOMS:

There is a porta-jon south of the steaming bays, a "Flush and Fill" Outhouse at Cornertown (Green with Aluminum roof), and a bathroom in the upper car barn.

ROLLING STOCK: Any rolling stock parked on industry spurs anywhere on the railroad may be borrowed by your train. You are welcome to use them to make your train longer. You may move them from one industry to another. You do not have to return them to the same industry you borrowed them from. Sorry, you may not take them home. **Safety Chains must be used at all times** (except when switching car in a town).

SAFETY CHAINS ARE REQUIRED: WCRR requires safety chains or drawbars between all cars.

Safety chains prevent runaways if couplers break or become disconnected for whatever reason. You may not pull any cars of your own unless they have drawbars or safety chains.

WATER CONTAINERS for fighting fires are at many locations around the railroad including at ends of trestles.

EMERGENCIES: Call Russ's cell phone **616-520-3128**.

SWITCHES are all spring loaded and are set to switch you to the right at passing sidings. Seldom will passing siding switches have to be changed unless unusual conditions exist.

JUNCTIONS on the RR. You may take any direction you wish. You do not have to follow the train ahead of you. **All track is bidirectional at all times.**

WATER FOR STEAM ENGINES is available at the steaming bays, Hidden Valley yard, and Mirror lake station and Cornertown. Water is safe to drink except at Cornertown.

ELECTRIC ENGINE RECHARGING: There are 12 overhead outlets in the lower car barn where electric engines may be recharged. You may park your engines (trains) in lower car barn overnight if there is room. Priority is for electric engines.

DONATIONS: Are not required for running at WCRR but are appreciated. **REMEMBER, YOU'RE TO HAVE A GOOD TIME.** Let us know if there is any way we can make your visit with us better.

E-MAIL My e-mail address is rmeldred@charter.net I would appreciate it if you would send me any nice digital pictures you might take while here at WCRR.

v5.7

WCRR PASSENGER TRAIN SCHEDULE

Min	Train 101	Train 102	Min	Train 103	Train 104	Min	Train 105	Train 106	Min
0	Leave HV Yard		0	Leave HV Yard		0	Leave HV Yard		0
1	↓		1	↓		1	↓		1
2			2	Maplewood		2			2
3	Summit		3	↓	Leave HV Yard	3	Skyview		3
4	Avalanche		4	Greenville	↓	4	Greenville		4
5	↓	Leave HV Yard	5	Shady Lane	Summit	5	Fremont		5
6	Seaside	↓	6	South Ridge	Avalanche	6	Appletree Jct		6
7	Waterton	Maplewood	7	↓	↓	7	Appletree		7
8	↓	↓	8	Glenwood	Seaside	8	↓		8
9	Edison	Greenville	9	Windy Ridge	Waterton	9	Sheridan		9
10	↓	Shady Lane	10	Wayside	↓	10	Landfill	Leave HV Yard	10
11	↓	South Ridge	11	↓	Edison	11	Timothy Jct	↓	11
12	Lake City	↓	12	Ar Cornertown	↓	12	↓		12
13	Needles	Glenwood	13	Cornertown	↓	13	Troy	Skyview	13
14	↓	Windy Ridge	14	Cornertown	↓	14	Bayport	Greenville	14
15	Sleepy Hollow	Wayside	15	Cornertown	Lake City	15	↓	Fremont	15
16	↓	↓	16	Cornertown	Needles	16	↓	Appletree Jct	16
17	Ferndale	Ar Cornertown	17	Cornertown	↓	17	Timothy Jct	Appletree	17
18	↓	(we train)	18	Lv Cornertown	Sleepy Hollow	18	Landfill	↓	18
19	Middletree	Cornertown	19	Timothy Jct	↓	19	Sheridan	Sheridan	19
20	Appletree Jct	Cornertown	20	Landfill	Ferndale	20	↓	Landfill	20
21	Peabody	Cornertown	21	Sheridan	↓	21	Appletree	Timothy Jct	21
22	South Ridge	Cornertown	22	↓	Middletree	22	Appletree Jct	↓	22
23	↓	Cornertown	23	Ar Appletree	Appletree Jct	23	Fremont	Troy	23
24	Glenwood	Lv Cornertown	24	Lv Appletree	Ar Appletree	24	Greenville	Bayport	24
25	Windy Ridge	↓	25	Appletree Jct	Lv Appletree	25	Skyview	↓	25
26	Wayside	Wayside	26	Middletree	↓	26	↓		26
27	↓	Windy Ridge	27	↓	Sheridan	27	↓	Timothy Jct	27
28	Ar Cornertown	Glenwood	28	Ferndale	Landfill	28	HV Yard	Landfill	28
29	(we train)	↓	29	↓	Timothy Jct	29	↓	Sheridan	29
30	Cornertown	South Ridge	30	Sleepy Hollow	↓	30	Hillside	↓	30
31	Cornertown	Peabody	31	↓	Ar Cornertown	31	Oaklee	Appletree	31
32	Cornertown	Appletree Jct	32	Deer Run	Cornertown	32	↓	Appletree Jct	32
33	Cornertown	Middletree	33	Quicksand	Cornertown	33	Reed Lake	Fremont	33
34	Lv Cornertown	↓	34	Lake City	Cornertown	34	↓	Greenville	34
35	↓	Ferndale	35	↓	Cornertown	35	Oaklee	Skyview	35
36	Wayside	↓	36	↓	Cornertown	36	Hillside	↓	36
37	Windy Ridge	Sleepy Hollow	37	Edison	Lv Cornertown	37	↓	↓	37
38	Glenwood	↓	38	Waterton	↓	38	Arrive HV Yard	Lv HV Yard	38
39	↓	Deer Run	39	Seaside	Wayside	39		↓	39
40	South Ridge	Quicksand	40	↓	Windy Ridge	40		Hillside	40
41	Shady Lane	Lake City	41	Avalanche	Glenwood	41		Oaklee	41
42	Greenville	↓	42	Summit	↓	42		↓	42
43	↓	↓	43	↓	South Ridge	43		Reed Lake	43
44	Maplewood	Edison	44	↓	Shady Lane	44		↓	44
45	↓	Waterton	45	↓	Greenville	45		Oaklee	45
46	↓	Seaside	46	↓	↓	46		Hillside	46
47	↓	↓	47	Arrive HV Yard	Maplewood	47		↓	47
48	↓	Avalanche	48	↓	↓	48		Arrive HV Yard	48
49	Arrive HV Yard	Summit	49	↓	↓	49			49
50		↓	50	↓	↓	50			50
51		↓	51	↓	↓	51			51
52		↓	52	↓	Arrive HV Yard	52			52
53		Arrive HV Yard	53			53			53
54			54			54			54
Min	Train 101	Train 102	Min	Train 103	Train 104	Min	Train 105	Train 106	Min

Passenger Train Timetable Authority Expires When Train Is More Than Five Minutes Late

Passenger Train Schedule Town Arrival Times											v5.7
Town	101		102		103	104	105		106		
Appletree					23-24	24-25	7	21	17	31	
Appletree Jct.	20		32		25	23	6	22	16	32	
Avalanche	4		48		41	7					
Bayport							14		24		
Cornertown	28-34		17-24		12-18	31-37					
Deer Run			38		32						
Edison	9		44		37	12					
Ferndale	17		35		28	20					
Fremont							5	23	15	33	
Glenwood	24	38	13	28	8	41					
Greenville	42		9		04	45	04	24	14	34	
Hillside							30	36	40	46	
Lake City	12		41		34	15					
Landfill					20	28	10	18	20	28	
Maplewood	44		7		2	47					
Middletree	19		33		26	22					
Needles	13					16					
Oaklee							31	35	41	45	
Peabody	21		31								
Quicksand			40		33						
Reed Lake							33		43		
Seaside	6		46		39	9					
Shady Lane	41		10		5	44					
Sheridan					21	27	9	19	19	29	
Skyview							3	25	13	35	
Sleepy Hollow	15		37		30	18					
South Ridge	22	40	11	30	6	43					
Summit	3		49		42	6					
Timothy Jct.					19	29	11	17	21	27	
Troy							13		23		
Waterton	7		45		38	10					
Wayside	26	36	15	26	10	39					
Windy Ridge	25	37	14	27	9	40					

SUMMER PICNIC



BY LEE SHEFIELD
~~ASSISTANT~~
SUPERINTENDENT

SATURDAY JULY 21ST, 2018

NEOLS

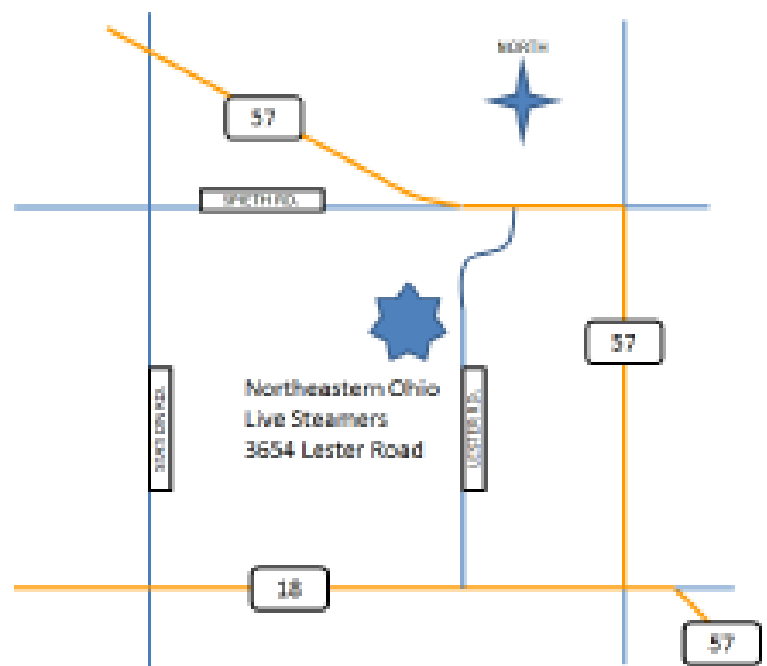
3654 Lester Road

Medina, Ohio 44256


Our annual summer picnic is set to go. Pack up the family and head out to Medina. We will be returning to the Northeastern Ohio Live Steamers (NEOLS) for a day of cooking out and riding trains. The North Coast Division will be providing the hot dogs, burgers and brats with all the fixins'. You bring chairs for sitting out under the trees and a side dish to share. There is electricity in the pavilion area so you can bring a crock pot to keep things warm if needed. We shall have a selection of soft drinks, but if you want something special, bring it along. Please, no alcoholic beverages as NEOLS is located in a county metropark.

Trains will be running between noon and 3 PM. Arrive any time after 11 AM. We expect to eat around noon and then ride trains. We do ask that when you arrive park in the south visitors lot. As you drive in bear to the left. The space is limited around the center area where we eat and our hosts need to drive in to unload their equipment for us to ride.

So be sure to mark the date on your calendars and see you there! 🚂



PROTOTYPE RAILROAD IMAGES, PART 4



BY JOE KURILEC, MMR
PHOTOS BY THE AUTHOR

THE FLATWHEEL VOLUME 53 NUMBER 6 | 34

While in Erie PA., my train crew was waiting for an OK to move east with their welded rail work train.

As the crew waited for dispatch to give orders I was busy taking pictures!

That never happened and I took the crew back to Ashtabula yards. So we all bid fine fair well to Pago-Pago!

I had a good time! 🚂



As I waited, a west bound tie work train came by. To the right behind the block signal is the van, or taxi as the crew calls them, waits for my return.



The train was parked on a siding with a derail. Notice the ties ready to replace old ties on the CXS mainline.



Here is the welded rail train. These gondolas are special built to carry welded rail sections. There is just enough movement in the welded rail "cradles" to not cause any problems.



Notice the Deere tractor on top of the gondola. It can move across the tops of the gons and unload ties to the track below as needed.



As I moved to the head end of the train, I found the cars used to weld rail. Pretty neat machine!

PROTOTYPE MODELING USING EXTRA PIECES PARTS

BY GARY SOLE
PHOTOS BY THE AUTHOR



Every model railroader has pieces parts and extra or broken shells laying in and around their workbench. So why not put some of these items to use filling in a spot on your layout that could use an upgrade. Or maybe create a unique porotype load. Here are a few ideas that I photographed while out railfanning.

The first example is a pair of boxcars just sitting on the ground in Bucyrus, Ohio. Presumably for storage, all you need is a couple box car shells dirtied up and you are all set.



The next example I found at the Kasgro Rail Corp. in New Castle, Pa. Take a handful of the extra wheel sets that you have laying around, put some rust on them and lay them out alongside a yard or facility.




My last example is of an actual flat car that I saw in Alliance, Ohio. Simple take an open hopper of choice and place it on a flat car of choice. Not something you see everyday but an interesting load bone the less. I believe there were a half a dozen cars like this on that train that day.



These are just a few simple ideas on using some of those items you have laying around. You could be anywhere and fine ideas for modeling. Happy modeling! 🚂

LAYOUT TOURS



BY RON MORGAN
LAYOUT TOURS CHAIRMAN

WANTED

NEW LAYOUTS FOR THE 2018-2019 LAYOUT TOURS

If you have a new layout or one that has not been open for a while and would like to be; please let me know so that I can include you in the next round of layout tours.

Also, if you have an established layout and have a desire to be open for the November layout tours, please let me know. 🚂

There is no better motivator to get "stuff" done on your layout than knowing you will be having visitors. - Editor



WHITE ELEPHANT SALE



NEW COLUMN!!

The WHITE ELEPHANT SALE is a new *Flatwheel* feature that will use mostly the same rules as our Webmaster, Ben Lanza, set up for our website's SWAP-N-SHOP. It is highly recommended you advertise in both locations to maximize your sales potential (it IS free after all) .

BASIC RULES:

1. Item(s) must be railroad related.
2. Item(s) will only be displayed for a maximum of three (3) months.
3. You must list your name and email with phone number at your option so any interested party(s) can contact you directly. It will not be listed without at least your name and email.
4. *The Flatwheel* is not the go between! All transactions are between you and the buyer/swapper.
5. Photos are highly recommended.
6. The advertiser must notify the *Flatwheel* editor, in2trains@gmail.com, when item is sold/swapped so it can be removed from page. Email only!
7. Limit of ten (10) items from same person listed at any one time.
8. A brief description should be included.
9. We reserve the right to edit any and all ads if needed.
10. All rules are subject to change without notice and at the drop of a hat (I like this rule, thanks Ben!) .
11. *The Flatwheel* is not responsible for any typos, mistakes or what is in any listing of any kind. Please notify the *Flatwheel* editor, in2trains@gmail.com, of any changes that need to be made to your listing.

FREE TO A GOOD HOME:

- This is an authentic concrete railroad whistle post, 12" wide x 8' tall (including portion to be set in the ground) x 3 1/2" thick. It was formerly used on the railroad that ran along the Huron River in the valley below Milan, connecting Norwalk, OH to the docks in Huron. IT IS HEAVY SO BRING SOME MUSCLE WHEN YOU PICK IT UP!! Contact Bruce Bowie, in2trains@gmail.com, if interested.



WHAT'S GOING ON?

Jefferson Historical Society

TRAIN SWAP AND SALE



Saturday, July 21, 2018

10:00 am - 3:00pm Admission \$2.00 Children under 12 FREE!

Train and Railroad related items only

Operating N Scale Modular Layout

Good Food Available at Reasonable Prices

Jefferson Community Center

11 East Jefferson St. Jefferson, OH 44047

Email jeffersonohiohistoricalsociety@centurylink.net

Website www.jeffersonohiohistoricalsociety.org

Leave a Message 1 (440) 576-5333

On back - Return this part with your payment

PLEASE PRINT

Name _____

Phone () _____

Address _____

City _____ State _____ Zip _____

Email _____

Tables (6') _____ @ \$12.00 ea \$ _____

Tables (8') _____ @ \$16.00 ea \$ _____

Total \$ _____

Make checks payable to:

Jefferson Historical Society

P.O. Box 574 Jefferson, Ohio
44047

The officers and members of the Jefferson Historical Society are not responsible for any loss, damage, injury or tort during this event or related activities.

Return this part with payment

Note - Table Rental Money will be refunded if this event is cancelled

2018 RAILROAD HERITAGE WEEKEND MODEL RAILROAD SHOW & SWAP

Saturday, July 28 & Sunday, July 29

10:00 a.m. - 4:00 p.m.

@

10:00 a.m. - 3:00 p.m.

VAN WERT COUNTY FAIRGROUNDS

1055 S. Washington Street

Van Wert, Ohio

On U.S. Route 127, South Side of Van Wert



**VENDORS TABLES
OPERATING LAYOUTS
GOOD FOOD**

ADMISSION: Adults \$5.00

Two Day Admission Available for \$8.00

Children 12 & under FREE

FREE STUFF for the Kids - **Handicap Accessible**

Sponsored by the

VAN WERT COUNTY HISTORICAL SOCIETY



Show Information Contact

General Info.

Jan Dunlap

419 • 238 • 4207

snapshotjan@hotmail.com

Tables

Chuck White

567 • 259 • 3340

Railcarman@frontier.com

PAINESVILLE DEPOT

Celebrating it's

125TH BIRTHDAY

Now the Home of

THE PAINESVILLE RAILROAD MUSEUM

475 Railroad Street, Painesville, Ohio 44077

August 4, 2018

10 am to 5 pm

Admission **FREE**

Donations accepted and appreciated!



The First Painesville Train Station was built in 1893 for the Cleveland, Painesville and Ashtabula Railroad. The first train ran from Painesville to Cleveland on November 20, 1891. The trip took about 2 1/2 hours. The alternate form of travel was a 14 hour, once per week stagecoach ride, horse back or walking.

The present Painesville Depot was built in 1893 under the Lake Shore and Michigan Southern Railroad (LS&MS). The LS&MS railroad merged with the New York Central Railroad in 1914. This Station served as a passenger station until 1971 when Amtrak was formed.

The Western Reserve Railroad Association, doing business as The Painesville Railroad Museum, received ownership of the station in 1997.

Live Music
Chinese Auction
50/50 Raffle
Face Painting



Food and Refreshments available

Happy Birthday



Join us for a fun day of music, games,
good eats and Railroading!

www.painesvilleraillroadmuseum.org

201808040001
prrm@aol.com 216.470.0760

Free Birthday Cake
and
Ice Cream
One serving per person

RAILROAD MEMORABILIA SHOW

COME AND SEE ARTIFACTS OF RAILROADS
GLORY DAYS

Sunday, August 26, 2018 10 am to 5 pm

PAINESVILLE RAILROAD MUSEUM
475 Railroad Street
Painesville, Ohio 44077



Admission: \$2.00 adult, \$1.00 child (3 to 12 year old)
\$12.00 Family (max 2 adults, 3 children)



See railroad signals, plate setting ware (Dinner Ware) that was used in the dining cars, railroad lanterns, paper work from different railroads, conductor hats, engineer hats, and much more from railroads of the past. Some items will be for display only by private collectors and some items will be available for purchase.



Vendors - If you wish to only display your item (not sell them) then your table is Free
If you wish to sell items, then your table cost is \$25.00 per table



Food and Drinks available.

www.painesvilleraillroadmuseum.org
prrm@aol.net 501(c)(3) non-profit

THE VENDOR'S



Aug. 2018 Railroad Memorabilia Show

PLEASE PRINT

NAME _____

Phone: (____) _____

Address _____

City _____

State _____

Zip _____

Email _____

Permit _____

Am. Enclosed \$ _____

No of Tables _____

Return this part

8" X 30" 130005

Display only - Tables are free
using items - Table cost \$25.00 each

Load in Sat. 12:00 pm to 4:00 pm
Sun. 8 a.m. to 9:45 a.m.

Make checks payable to:
MTRRA

Mail To:

Tom Paschke
3943 East 36th Street
Woody, Ohio 44094
Phone: (216) 470-6780
www.painesvilleraillroadmuseum.org
Please send table request by Aug. 17, 2018

Revised 10-1-17

Please return this part only

www.thegreatbreatrainshow.org • info@thegreatbreatrainshow.org

THE GREAT BEREA TRAIN SHOW

OUR 45th YEAR!



THE MIDWEST'S PREMIERE
MODEL RAILROAD HOBBY SHOW

Keep up to date on all Division 4 events TEXT Div4 to 22828

Family Fun For All Ages

SATURDAY OCTOBER 6, 2018

SUNDAY OCTOBER 7, 2018

10:00 A.M. TO 4:00 P.M.

Cuyahoga County Fairgrounds

19201 E. Bagley Road,, Middleburg Heights, OH 44130

OPERATING MODEL TRAINS!

DOOR PRIZES!

4 BUILDINGS • OVER 60,000 AQ. FT

OVER 400 VENDOR TABLES

FOOD • ATM • HANDICAP ACCESS

SCENERY • HOBBY TOOLS & SUPPLIES

NEW & USED TRAINS



PRESENTED BY:

THE NATIONAL MODEL RAILROAD ASSOCIATION
MID-CENTRAL REGION DIVISION 4

www.div4.org
SERVING

CUYAHOGA • LORAIN • ERIE • HURON • MEDINA COUNTIES



vendors contact Dave James • showmanager@thegreatbreatrainshow.org • 440-785-9907

MODEL TRAINing DAY

Sunday November 4, 2018
11:00 a.m. – 4:00 p.m.

BLACK RIVER LANDING & TRANSPORTATION CENTER
421 Black River Lane (under the bridge)
Lorain, Ohio 44052

FREE!

For Anyone Interested In Learning More
About Model Railroading!



• Under The Age Of 15 Must Be Accompanied By An Adult •

CELEBRATE NATIONAL MODEL RAILROAD MONTH
KIDS AND ADULTS • ALL SKILL LEVELS

LEARN HOW TO GET STARTED OR HOW TO IMPROVE WHAT YOU ALREADY HAVE
OPERATING TRAINS • DEMONSTRATIONS • DISPLAYS • HANDS ON TRAINING

DOOR PRIZES!

BUILD A MODEL KIT and TAKE
IT HOME WITH YOU!

KITBASHING

WEATHERING and SCENERY

BUILDING WITH FAST TRACKS

LEARN HOW TO EARN YOUR RAILROADING
BOY SCOUT MERIT BADGE

MODEL RAILROAD ELECTRONICS

DCC vs. ANALOG

WHAT SCALE IS RIGHT FOR ME

MORE! MORE! MORE!

For More Information: <http://www.div4trainingday.org>
Email: info@div4trainingday.org

Presented by:



The National Model Railroad Association
Mid-Central Region Division 4
Serving Lorain • Cuyahoga • Medina • Erie • Huron Counties
www.div4.org

With the cooperation of:

*The Lorain Growth
&
Tourism Committee*



HOBBY SOURCES IN OUR AREA

State Tool & Die

4780 Briar Road | Cleveland, OH 44135 | T: 216-267-6030



Shop our entire inventory of HO scale cars and accessories at www.statetoolanddie.com

Sounds Of Motion



DCC SALES AND TECHNICAL SUPPORT

6910 SOM Center Rd.
Solon, OH 44139
Phone 440-248-4599

FRANK FEKO
Proprietor
frankfeko@gmail.com

DEPOT TRAIN & HOBBY

"It's not just a Hobby . . . It's an Adventure."

Garden Railroad, Lionel, HO, & N
Trains, Track, and Accessories
Plastic Models, Rockets,
Wooden Ships, Hobby Tools, and Paint

4342 W. 130th Street
Cleveland, Ohio 44135
216-252-8880
www.depotland.com



EASTERN OHIO TRAINS

The Hobby Home of High Speed Service

2740 Fairmount Blvd.
Cleveland Heights, Ohio 44106
Phone: 216-215-7377
Fax: 216-371-0931
email: cohss@aol.com
www.easternohiotrains.com

Joe Andrews, Proprietor

JASON'S BRASS POLES

We specialize in trolley model products.

Railroad Trolley & Specialty & Model Railroad Dealer

Brian Weisman - Owner

bweisman@roadrunner.com (TROLLEYS & MODEL
RAILROAD DEALER)

<http://www.jasonsbrasspoles.com/>

These vendors are members of our very own NORTH COAST DIVISION! Give them a try when you need the supplies and services they offer!! - Editor

AL'S TRAINS & HOBBY LLC

708 BROADWAY AVE.
BEDFORD, OHIO 44146



DCC INSTALL
FRAME MILLING
TRAIN SETS & ACCESSORIES
MODEL KITS-SLOT CAR SETS
& ACCESSORIES

HOURS:
M-W-F: 10-6
THURS: 10-7
SAT: 10-4
SUN-MON: CLOSED

Phone: 440-232-0591 Fax: 440-232-0596

www.alstrains hobby.com email: al@alstrains hobby.com

(216) 661-7300
FAX (216) 661-6433



TRADING POST TRAIN SHOP

FEATURING LIONEL TRAINS

JAMES J. BERILLA
Owner

4394 PEARL RD.
CLEVELAND, OHIO 44109

DEPOT TRAIN & HOBBY

"It's not just a Hobby . . . It's an Adventure."

Garden Railroad, Lionel, HO, & N
Trains, Track, and Accessories
Plastic Models, Rockets,
Wooden Ships, Hobby Tools, and Paint

4342 W. 130th Street
Cleveland, Ohio 44135
216-252-8880
www.depotland.com



KEEP YOUR TARGET "ACQUIRED"
AT THE

WARZONE MATRIX

CHRIS WILSON
(216) 433-1316
WARZONEMATRIX.COM

4704 ROCKY RIVER DRIVE
CLEVELAND OHIO 44135

M2ONE@sbcglobal.net

MON - SAT. 10-5
SUN. NOON-5

www.ormandys.com



I - HO - Z GAUGES AND PARTS

Ormandy's

TRAINS & TOYS FOR THE CONNOISSEUR
SPECIALIZING IN EUROPEAN TRAINS
BUY & SELL OLD TOYS

JOHN ORMANDY

330-722-1019
330-722-2205 Fax



10 PUBLIC SQUARE
MEDINA, OHIO 44256

Model Trains

Jan Dell Flowers Train Shop

Lionel - MTH - Marklin - Micro-Trains - Kato - LGB - Piko - Bway Ltd.

19350 Detroit Road Rocky River OH 44116

440/331-2392
Jim Lewis



Uncle Ray's Trains

4282 Lake Rd. • Sheffield Lake, Ohio 44054



uncleraystrains@gmail.com

Or call Uncle Ray at... (888) 933-2999 • (440) 933-0609

www.uncleraystrainsoh.com

Stewart's Hobbies & Collectors' Toys

Trains • Plastic Kits • Die-Cast Cars
Slot Cars • Toy Soldiers

38033 Euclid Ave. • Willoughby, OH 44094

440/942-6632

STORE
HOURS:
M-F 12-6
THURS. 12-8
SAT. 10-6

ROB STEWART
SANDY STEWART

• Buy •
Sell • Trade
Old & New

CORNER FIELD

MODEL RAILROAD & HOBBY

16720 Pioneer Road • Middlefield, Ohio 44062
Located in Huntsburg

Tom Elesh, Owner • 440-636-5162

Website: cornerfieldmodelrailroadmuseumandhobby.com
Email: cornerfield@cornerfieldmodelrailroadmuseumandhobby.com

PLEASE SUPPORT THESE DEALERS!

DIVISION 4, MCR, NMRA

The North Coast Division



The North Coast Division holds 10 meetings a year (none in July and August). Meetings are on the 2nd Friday of each month. A social half hour starts at 7:00 p.m. followed by a short business meeting at 7:30. After a short break, a railroad themed raffle and clinic complete the typical agenda. Meetings are held at The Church of The Redeemer, 23500 Center Ridge Road, Westlake, OH 44145. Visitors are welcome to attend any meeting.

The Division's newsletter, *The Flatwheel* is published monthly (except during July and August) by Division Four of the Mid-Central Region (MCR) of the National Model Railroad Association

(NMRA). All comments are welcome. Views expressed in *The Flatwheel* do not necessarily reflect the opinion of the NMRA, MCR, or Division Four.

Uncredited photos courtesy of the editor or staff photographer Dave Williams.

The Flatwheel is typically electronically published no later than the Monday preceding the monthly meeting. Submissions are due no later than the 26th of the prior month, for example, August 26th for the September *Flatwheel*. 🚂

Canadian Pacific G-5, 4-6-2 at age of Steam Roundhouse - Photo by Dave Lawler



ABOUT US

We are Division 4 of the Mid-Central Region of the National Model Railroaders Association. With more than 200 members from Cuyahoga, Erie, Huron, Lorain and Medina counties in the state of Ohio. The North Coast Division meetings are normally held on the second Friday of the month to hear guest speakers, share skills, have railroad related clinics, and to share common problems and successes. Many of us get together informally in round-robin sessions to operate and work on each other's layouts, or just to talk railroads and modeling.