



THE FLATWHEEL

VOL 51 NBR 05 MAY 2016



Official newsletter of Division Four, Mid Central Region of the National Model Railroad Association.



Jim Grell took first place in freight cars at the Regional convention.

Regional Convention Winners

John Hemsath took home second in the cabooses category with this entry.

Ron Morgan collected several awards in the photography contest which are ironically not pictured here.




Division Four's next meeting will be Friday May, 13, 2016

Social time starts at 7:00 pm
Business meeting 7:30 pm

Church of the Redeemer
23500 Center Ridge Road
Westlake Ohio 44145

(just east of Center Ridge and Clague)

Division website: www.div4.org




Contents

Herbie's Rumblings	2	Layout Open House	7
Gen Mtg Minutes	3	Regional Convention	7
MCR Convention	4	Upcoming Events	8
Module Group Update	4	Clinic	8
Jim Barnett Estate Sale	4	Contest Corner	9
Raffle	5	Ramblin	10-11
Company Store	5	Area Hobby Shops	
Officers	6	Bad L's Hobby	13
		Hobby Shop Listings	14-15



Herbie:
Help
Every
Railroader
Become
Injury
Exempt



HERBIE'S RUMBLINGS

May 2016

I am writing this from the Embassy Suites in Dublin, Ohio where the Mid Central Region is currently happening. They have a really great mix of clinics. I hit all of the technical ones, and have come away with some good info on touch screen panels, animation, LED lighting and micro-controllers. I also got to see Gary Burdette, MMR (and Division 9 Superintendent)'s clinic on "scratchbuilding stick by stick". He showed us some amazing details and how he did them, but I know I'd never make the time necessary to add them. Then we got to see one on 3-D printing – that produces amazing detail parts as well. So now it gets harder for me to make up an excuse.

All those Division Four members (and also some spouses) that are here seem to be having a great time. If you haven't been to a Regional you have really missed out – if you have been, then why aren't you here? Four of our members (Frank Bongiovani, Bruce Brintnall MMR, Brandon Wehe and Ron Morgan) gave clinics.

David James is working on setting up our Fall trip to Scenic Express and hopes to have the date and details for us at the May meeting.

I want to point out again that you can get some great ideas from what the other Divisions are doing by visiting their websites and reading their newsletters. The easiest way to find them is to start at <http://www.midcentral-region-nmra.org/divisions2.html>. In fact, you can access every Division in the NMRA's website by going to then NMRA website and hitting the Conventions button on line three.

Don't forget to take home a few DVD's from our library. See Chuck in the Company Store. And, see me if you want to check out a set of Fast Tracks tools. Several members have started using the Fast Tracks tools – we have #4, #6 and #8 turnout kits available. Also available are other turnouts owned by individual members who have agreed to loan them out – these include a crossover and a gauntlet track. John Hemsath brought an example of a scale track that he built for display at the March meeting.

Must cut it off now – just got back from the banquet - John Hemsath, Jim Grell, and Ron Morgan took home awards from the contests.

See you at the meeting,

Steve Kaplan
Superintendent - Division 4 MCR

General Meeting Minutes from April

Greeting by Steve Kaplan, Superintendent.

Welcome by Membership Chair Bill Ferry to all new members and visitors. Recognition of Medina 4H members in attendance. Explanation of the name badges. Request for everyone to provide names and birthdays if not already on membership list. Acknowledgement of Division 4 members helping the membership table at Division 5's Railfest.

Invitation by Steve to join everyone at Baker's Square after the meeting.

Treasurer's report by Greg Noeth, stating that the Division has \$59,463.82. We are yet to receive a request for payment to the Berea Fairboard for our October show. Steve said that he would ask David James to make an inquiry to the Board.

Larry Madson on clinics: This month Dave Williams will do a clinic on surface prep. Next month George Keller will discuss methods to accent brickwork. In June, Brian Barnt will present a clinic,

Module Group report by Scott Benson: next weekend, modules will be in both Mansfield and Vermilion. Larry Madson has extra module kits for sale if anyone wants to join the group. Scott is also selling books from Jim Barnett's book collection for sale in one of the classrooms.

Steve on Regional Convention – looks like Division will have good participation and extended an invitation to anyone not already signed up.

John Hemsath on layout tours. Nine layouts in May including some new layouts. Details to follow via email.

Dave Lawler on contests. Tonight's contest is freight houses. Review of winners from last month including origin and building techniques Show and Tell provide some give away items and a video display of Entertainment Junction. Dave presented a kit that he built of the Vermillion Station to the Cuyahoga Valley & West Shore (Dave is also the manufacturer of the kits). Next month's contest is a grain car, any era (not a diorama).

Steve: this Sunday is the YMRC's train show in Niles, Ohio. Division 2's Jamboree is on April 23rd for one day with a lot of clinics and vendors. RPM meeting in Marion the same weekend as the Region (might be an ok side trip from the Regional convention).

Steve on field trip: show of hands by membership resulted in Scenic Express wins.

Steve has DVDs available for rent.

Mike Klein Raffle – various great items tonight.

Darl – Rick Fowler in the hospital, you can call him.

Bill Cramer : CV&WS Open House April 30 and May 1.

Mike Oster – Train Show – Polaris Career Center sent us a letter thanking us for the donation that we gave in appreciation for the security that they provide at the Train Show.

George Keller: Mad River & NKP Museum will open last weekend of the month and will have a steam train June 24-25 Flatwheel deadline mentioned (April 28).

The Medina 4H group displayed a banner thanking Division 4 for its support. The banner will be above their modular layout during the Medina County Fair this summer.

Meeting adjourned.

Dave Williams

Acting Secretary in David James' absence



Depot Hobby is **NOT** going out of business

We received a letter from Depot Hobby saying that people had heard that they were about to close their doors. They assure us that it isn't true, so please continue to patronize their store. The full letter is available on the Division's website (www.div4.org).

Carillon Park Festival

1000 Carillon Blvd, Dayton OH
June 25 & 26, 2016

Module Group Update Scott Benson

The module group wrapped up the winter/spring season with two displays on the weekend of April 16. A display at the Ritter Library in Vermilion was very successful, with about 200 visitors enjoying some time with model railroading. The local newspaper had a nice article the day before the event, which generated lots of interest. The library staff was pleased and would like to have us back in the future.

The second display was at the Firelands Train Show in Mansfield. This was our first display at this show, and the hosts and public were very appreciative.

The group is now focusing on preparations for our display at the National Train Show, a 55' x 100' joint layout with Division 1 and NCR Hub Division. Depending on how you count modules, we'll have about 90 4-foot modules. As many as 18 new/rebuilt Div 4 modules are in work! If you attend the show, please stop by and spend some time with the group.

Jim Barnett Estate Sale Scott Benson

Thanks again to those who purchased items from Jim's estate. Jim's books were added to the sale at the April meeting, and about one-third of those were sold. Many more are available; check the Division 4 website Estate Sale page for the listing. Back issues of Narrow Gauge and Short Line Gazette are also available. There are full-year sets from 1989 - 2014, priced at \$12 per year set. (1990 is missing one issue). Discounted if you purchase them all. Contact Scott Benson if you are interested in any of these books or magazines.

Be Grateful for our Meeting Place

Division 2 recently rented a room for their membership meeting at an Eagles Hall. The Eagles had apparently double-booked that room but gave Division 2 the main room instead. Unfortunately, one of the Eagles had recently passed away and his wake was being held at the other end - where the bar was located as well (oh yeah - the deceased was apparently a large motorcycle fan, with many friends of a similar interest) Superintendent Mike Hohm MMR said that he had a sore throat for three days after having to shout through the entire meeting to be heard. Division 2 takes their meetings as seriously as we do, so they didn't take any shortcuts to unnecessarily shorten the meeting. It's not all bad for them - their next meeting is at Scenic Express!

Raffle Report

Hello everyone, May's raffle will be another fine theme raffle. This month the theme is "Railroads that ran west of Chicago and West of the Mississippi River". See you all at the monthly meeting.

The Raffle Dudes

Company Store

Company Store will have available New York Central MDT reefers 4 numbers (2#'s Steel reefers and 2#'s Wood Reefers) white with red and blue strips. Manufactured by Accurail. \$20.00 for steel reefer, \$18.00 wood reefer. Set of 4(2 steel,2 wood) \$72.00. Supplies limited. We have 7 N&SS hopper cars, one set of 4 numbers, and 1 set of 3 numbers. Hats, and patches. Don't forget the how-to DVD rentals.

Chuck Klein

Membership

Bill and Billy Ferry, Membership

We'd like to welcome new members from March:

Dominic Lapeus
Nolan Majcher

April Birthdays

Thomas Atherton
Robert W Butler
Bob Camburn
Lindsay R Dew
James A Grell
Carole James
Patty Kaplan
William D Kovacs
Thomas McInerney
Melvin W McMurtrey
Ronald E Morgan
James Raba
Fred Wagner
Michael Warman

May Birthdays

Myron Krajewski
Julie Krueger
Al Lee
Steve Riddlebaugh
R Jim Rollbuhler
Fritz Schaufele
Robert A Shields
Peter M Stroth

MEMBERS: if your birthday does not ever appear in our Flatwheel birthday section, it is because our database does not include your birthdate information. That, or the Membership Chairman is out to lunch. Just as likely. We'd like to congratulate you on your birthday; if you'd like that too, please email Membership at ClevelandBill@mac.com, or, if you still don't use email, just pick up your rotary-dial phone and call: (440) 570-2112. Western Union has officially ceased delivery of telegrams ... so don't use that ... Alternatively, I can stand out by the street and you can kick your mailbag from your car ...

Enjoy your dining experience in an 1876 historical train depot overlooking one of the busiest train tracks in the country!

BRING IN THIS FLYER AND GET 10% OFF YOUR CHECK!

Steak, Seafood, Salads, Burgers, Chicken, Pizza, Sandwiches, Wraps, Appetizers & More

www.bereadepot.com

Located 1/8 miles from the Fairgrounds. Head WEST (left) onto E. Bagley Rd. Turn right onto Front St. Turn left onto Depot St.

KITCHEN HOURS
 Mon-Thurs 11:00 am-10:00 pm
 Friday 11:00 am-11:00 pm
 Saturday 12:00-11:00 pm
 Sunday 12:00-9:00 pm

440.243.6169
 30 Depot Street
 Berea, OH 44017

Union Depot coupon provided through Joe Kurelic MMR. Offer subject to change without notice.

Yahoo - The Division has a Yahoo group available for members. Send your request to join to dave_wms@sbcglobal.net. It's best to include "Division 4" in the subject line and include your name.

Members of the Yahoo Group receive an email when the Flatwheel PDF has been posted onto the website. The group is private and does not appear on the Yahoo directory.

Uncredited photos: D Williams.

The Flatwheel is published monthly (except during July and August) by Division Four of the Mid-Central Region (MCR) of the National Model Railroad Association (NMRA). All comments are welcome, however, those views expressed in the Flatwheel do not necessarily reflect the opinion of the NMRA, MCR, or Division Four.

Deadline for the next Flatwheel is Thursday May 25, 2016. The deadline is almost always 2 weeks and a day before the next general meeting.

The Flatwheel is no longer mailed.

DIVISION FOUR OFFICERS

Superintendent Elected
 Steve Kaplan (216) 561-1648 spk@skaplanassociates.com

Assistant Superintendent
 Lee Sheffield lakeshorenc@yahoo.com

Secretary
 David James h (440) 717-1778 c (440) 785-9907
david.j@brtcharter.com

Treasurer
 Greg Noeth ginoeth@yahoo.com (216) 789-2086

Trustee East
 Fred Obreza chevy5664@sbcglobal.net (216) 587-4419

Trustee Quad County
 Jim Moore moorez@aol.com h (419) 684-5833

Trustee West
 Dave Williams h (440) 838-4996 dave_wms@sbcglobal.net

Trustee at Large
 Larry Madson (440) 934-2643 lmadson@roadrunner.com

Trustee at Large
 John Hemsath hemsathj@gmail.com (440) 871-9676

Appointed
 Great Berea Train Show
 David James h (440) 717-1778 c (440) 785-9907
david.j@brtcharter.com

Achievement
 Bruce Brintnall MMR
 Membership
 Bill & Billy Ferry

Layouts
 John and Tom Hemsath
hemsathj@gmail.com

Contests
 David Lawler
 Modules
 Scott Benson

Historian/Archivist
 Frank Bongiovanni
 N.O.A.R.S. Representative
 Dave Williams

Raffle
 Mike Klein
 Webmaster
 Ben Lanza

Company Store
 Chuck Klein
 Refreshments
 Joe Filipiak

Clinics
 Larry Madson

Flatwheel Editor
 Dave Williams
 Training Day
 Gary Schaefer

Layout Open Houses

John and Tom Hemsath

Nine layouts are open for tours this month, and four of them are new to us.

Sunday, May 15, 2016:

Chuck Klein, Parma Heights
Ted Ondrish, Parma
Myron Krajewski, Parma
The Strongsville Society of Model Railroad Engineers, Strongsville
Denny Whitaker, Strongsville *NEW*

Saturday, May 21, 2016

Tom Businger, Westlake *NEW*
Rich Mayich, North Ridgeville *NEW*
Paul Novak & Sons, Olmsted Twp.
Joe Kurilec, MMR, Berea *NEW*

These members have been working hard for months to get their layouts ready for us to enjoy, and we appreciate their efforts and their generosity. So please mark your calendars and plan to visit their layouts this month. Close to the first tour date, we'll send you a map of the layouts to help you plan your tour route.

Congratulations to John Hemsath for recently receiving his Dispatcher AP certificate.

Regional Convention Report


Dave Williams

Congratulations to Jim Grell for taking 1st place in freight cars, John Hemsath for his 2nd place caboose award, and Ron Morgan for multiple photo awards. John Santel from Division 3 took home our Martha Newberry Award for his highly detailed N scale sawmill, which also captured Best-of-Show.

The Embassy Suites was a great choice for location, with good clinic rooms and plenty of lobby space to talk to people. A nice strip mall within walking distance provided additional restaurant choices as well as a Kroger's for room microwave/refrigerator dining options.

There were a lot of really good clinics (as mentioned in Steve's column.)

The banquet speakers were two men reenacting the life of a coal miner 100 years ago. Not exactly light entertainment but educational and well performed nonetheless.



Martha Newberry Award: John Santel's sawmill

Upcoming Events

May 7, 2016 Railfanning Days at Painesville Railroad Museum, 475 Railroad St, Painesville OH 44077 10 am to 5 pm
www.painesvillerrailroadmuseum.org for more information

May 12-14, 2016 S Gauge Spree May 14 only: All Gauge Train Show open to the public 9:30 am to 3:30 pm; \$6, children under 12 free. Holiday Inn Select, 15471 Royalton Rd (Rt 82) Strongsville OH 44136 See www.cvsga.org for more details.

July 3 - 10, 2016 NMRA National Convention Indianapolis, IN see www.nmra2016.org

The Clinic Corner

May 2016
George Keller
Accenting Brick on Structures

George's program will demonstrate different ways to accent the brick on buildings. From basic mortar lines to weathering, he will show his techniques using paints, chalks and spray paints to represent different colors and textures of bricks.

June 2016
Brian Barnt
Topic to be Announced

Clinics Wanted

Help!!!! I am now looking for programs for 2016 -2017. If any of you would like to share your modeling techniques, knows of someone I could contact for a program, or has a suggestion for a program topic, please contact me. If you have contacted me previously about a program, please take time to remind me again.

Larry Madson

lmadson@roadrunner.com

440-934-2643 or 440-864-2305

Thanks, Larry

Clinic Presentation Aids

Division 4 has a digital projector available for use by division members for presenting clinic programs in digital format. We now also have a carousel slide projector with carousels. The division also has a video camera available for program enhancement. Anyone wishing to use the camera or the projectors for their program, contact Larry Madson.

Larry Madson

Thanks to everyone who stayed for my clinic in April. You were a great audience. Dave Williams

Contest Corner

Dave Lawler

The April contest was for Freight Houses

There were 12 entries and 44 votes. Another great contest with excellent models.

1st: Richard Mayich

2nd: George Keller, Tom McInerney

3rd: Joe Filipiak

Honorable Mention: John Hemsath, Dave Lawler

As a reminder, I'd like everyone who won to bring their models back for Show and Tell in May so we can see them again and hear your description.

A quick review of the current point standings are:

1st: George Keller

2nd: Richard Mayich

3rd: Dave Lawler

4th: Jim Grell

5th: Tom McInerney, John Hemsath

Next month's contest is for Grain Cars; any era, any type from wooden box cars to modern cylindrical hoppers or anything else that could prototypically have hauled grain.

If you enter a flat car be sure to include a photo of the prototype to show how it was loaded to contain and protect dry bulk grain. Please remember, this contest is for grain cars only, NO DIORAMAS.



RAMBLIN'

WHAT COMES NEXT BOSS? – In my last Ramblin' I discussed how to get a lot done, relatively quickly. The concepts of having a crew, a few minutes every day, de-cluttering and an open house were cited in my article. As mentioned, I opened my new KCR for the Division's layout tours Sunday, November 15th, exactly 3 ½ months from construction kickoff. I believe what the 30+ attendees saw provided ample proof for my thoughts. For those unable to participate in the tour, you would have seen valance complete with day and night lighting, full bench work in place including fascia, 1" polyiso foam "table top", bus wiring with two power districts feeding 8 electronic circuit breaker protected sub-busses and a fully functional Digitrax DCC command control system with command station, four simplex wireless receivers and UP5 universal panels. Just to prove to myself more than the attendees, I ran track feeders to one piece each of standard gauge and narrow gauge flex track where I sat two pieces of motive power, fired up and functioning, albeit not very far, during the event.




That is the good news. The bad news is the construction outpaced my ability to have work ahead of the crew. With the layout tour in the rear view mirror, I sent pink slips laying off my crew on November 16th. I thanked them profusely and told them I would continue working diligently so we could commence work sessions as soon as possible.

Construction of the new KCR is following the same basic steps I used on the last layout. Step one was to develop the table outline with the goal of maximizing the amount of railroad I could fit in the given space. This design phase used several givens in developing the outline. I use wireless DCC for control and as you have heard in the past, I am a strong advocate for operations. Those two givens immediately take you to developing a linear shelf style table. I use 30" as the maximum depth of the table. This depth is for most of us the deepest useful depth given our arm length. The new downsized house requires the layout be in the heated and air conditioned garage. I and my bride of 44 years, to date, are both spoiled, so parking outside is not going to happen. The table thus maximizes railroad while still allowing us to park both vehicles inside. I completed this design phase in the spring of 2015, allowing me to finally move ahead with construction.

The second step I follow is to then develop layout design elements (LDE's) as written about in the model press, originally by Tony Koester. So where do you get inspiration for the individual LDE's? There are any number of potential sources; layout design books, pictures and articles in the model railroad press, layouts visited, etc. If you are a freelancer you might come up with your own ideas. With LDE's in place, you simply "connect the dots (LDE's) with track.

I modeled the PRR Bald Eagle branch for my last layout using numerous prototype data to develop the LDE's. The new KCR is inspired by the narrow gauge East Broad Top in central Pennsylvania. The KCR will be standard gauge however, although it will have a 3' narrow gauge logging branch. I have been a fan of the EBT for decades and have accumulated over that time numerous books, plans and photos of the EBT. Unfortunately, I was lacking a couple key items. From a social contact made through our amazing hobby, I was able to fill these blanks.

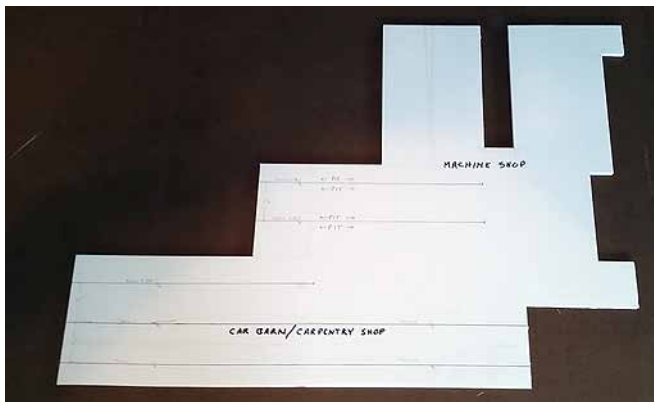
The KCR will include Mt. Union where the EBT connected with the PRR, Orbisonia, Rockhill with its amazing shop complex, several coal and ganister rock mines along the main and with Robertsdale at the north (south on the prototype) end. With these in mind, I used plans for the structures that will impact track placement and cut out ¼" foam core templates for HO scale full size buildings. This step included two Mt. Union facilities, the large coal processing and transfer structure in Mt. Union and the often photographed timber transfer. I also made templates for the Mt. Union transfer shed, engine house and freight station with hopes of fitting them in my limited space.



I then made a scale 3D mockup of the concrete bridge over Aughwick Creek. The bridge was widened from the original EBT's 14' to 15'-8", adding the 1'-8" difference between the 3' EBT narrow gauge and standard gauge 4'-8 1/2". 3D means I mocked up the full bridge as the elevations will become an important factor in placement of the bridge relative to the surrounding area as well as Aughwick Creek flowing under the bridge. This is a quite long bridge, 203 feet (28" in HO scale), and may be too large for the space available. What can I do? The bridge is made up of four arches. One option would be to reduce the number of arches to three or even two. Personally, I feel this would dramatically change the "look". So I made copies of the sides of the bridge reduced by a couple different sizes, 92% and 71%. Why these? They are default settings on my printer...duh! Seriously, as I work in the area of the bridge, if I determine the full scale bridge will not fit, these reductions will be starting points. Once these get me in the area of what I am looking for, I can always make additional reductions, manually varying the amount until the bridge and creek fit the space I can allocate.

I next made a footprint of the EBT station in Orbisonia. This is a "must have" signature facility for anyone modeling the EBT. While most shortline and particularly narrow gauge railroad stations were small by the very nature of the companies owning the railroads, Orbisonia Station is a large, two story structure. Placement will be an important consideration when moving forward with the track arrangements.

Moving down the line, I cut out footprints for the significant structures in the Rockhill shop complex; roundhouse, turntable, foundry, machine shop and car barn/carpentry shop, blacksmith shop and paint shop that impact track placement. This is not to say all will eventually find a place on my KCR. But it gives me a starting point for the features I hope to include.



CARPENTER SHOP/CAR BARN – MACHINE SHOP
HO SCALE FOAM CORE FOOTPRINT w/ TRACK CENTERLINES

As my version of the EBT will be standard gauge, I made adjustments to these facilities where necessary to accommodate the larger standard gauge engines and rolling stock. For example, I made the turntable 90' in diameter, long enough to accommodate standard gauge Mikado's with their typical 82' length as well as lengthening the roundhouse stalls for the same reason. The track spacing and lengths of the car barn and machine shop proved adequate for standard gauge equipment. I will likely need to increase the height of their doors but that will only be a consideration when I build the structures themselves.

With the building footprints and bridge mockup ready, I set them up in their respective locations. This is the point where some layout design and operating experience helps. I used pieces of flex track and turnouts with the footprints to come up with track arrangements that I felt would look good and provide interesting operations. This is the time also where a determination must be made to selectively compress or otherwise modify the prototype sizes to allow them to fit the space available.

Next steps, draw the track and turnout outlines (easier to work with than centerlines) and call the crew back from layoff! So now you have my thoughts on going from armchair modeling to ready for track installation. Stay tuned as the new KCR continues to move forward. SPOILER ALERT: Rule G will not be enforced during the gold spike ceremony!!

With cinders in my eyes,
Bruce Bowie
In2trains@gmail.com

Bad L's Hobby 13397 Smith Rd. Middleburg Heights, OH 44130

Bob Lusch
440-941-2235
email: info@badlhby.com
Web: <http://badlhby.com>

Bad L's hobby shop is located across from Southland Shopping center on Smith Road.

Visit Our Retail Store
 13397 Smith Road
 Middleburg Hts, OH 44130
Store Hours
 Sunday **CLOSED**
 Monday **CLOSED**
 Tuesday **5pm-9pm**
 Wednesday **CLOSED**
 Thursday **CLOSED**
 Friday **5pm-9pm**
 Saturday **10am-5pm**



Bad L's is a hobby shop that caters to slot car racing, die cast vehicles, tools and a small, but nice selection of HO scale Model Power plastic building kits.



There are several shelves with a good selection of built up and ready to assemble Model Power brand building kits. This is a great starting point for kit-bashing projects.

There are many other non-model railroad plastic model kits in stock.



There is a very good selection of used and new die cast models. Many of them cover all of the scales! Maybe you'll find that truck or car that you are looking for.



Shown here are the many tools Bad L's has to offer. To the right of the tools are a large amount of "parts" that could be made or used into that special part for your model railroad project!

Division Four Hobby Shops

AL'S TRAINS & HOBBY LLC
 708 BROADWAY AVE.
 BEDFORD, OHIO 44146



DCC INSTALL
 FRAME MILLING
 TRAIN SETS & ACCESSORIES
 MODEL KITS-SLOT CAR SETS
 & ACCESSORIES

HOURS:
 T-W-F: 10-6
 THURS: 10-7
 SAT: 10-4
 SUN-MON: CLOSED

Phone: 440-232-0591 Fax: 440-232-0596
www.alstrainsobby.com email: al@alstrainsobby.com



The Hobby House
 cars . boats . planes . trains

Full Line Hobby Shop

Larry Shiever

12613 State Rd. North Royalton, Ohio 44133
 440-582-0909 • northroyaltonhobbyhouse@hotmail.com


DEPOT TRAIN & HOBBY
 "It's not just a Hobby . . . It's an Adventure."

Garden Railroad, Lionel, HO, & N
 Trains, Track, and Accessories
 Plastic Models, Rockets,
 Wooden Ships, Hobby Tools, and Paint



4342 W. 130th Street
 Cleveland, Ohio 44135
 216-252-8880
www.depotland.com

(216) 661-7300
 FAX (216) 661-6433



LIONEL

TRADING POST TRAIN SHOP
 FEATURING LIONEL TRAINS

JAMES J. BERILLA
 Owner

4394 PEARL RD.
 CLEVELAND, OHIO 44109

MON-SAT. 10-5
 SUN. NOON-5

www.ormandys.com



EXTENDED HOLIDAY HOURS

I - HO - Z GAUGES AND PARTS

Ormandy's

TRAINS & TOYS FOR THE CONNOISSEUR
 SPECIALIZING IN EUROPEAN TRAINS
 BUY & SELL OLD TOYS




JOHN ORMANDY

330-722-1019
 330-722-2205 Fax



10 PUBLIC SQUARE
 MEDINA, OHIO 44256

KEEP YOUR TARGET "ACQUIRED"
AT THE


WARZONE



MATRIX

CHRIS WILSON
 (216) 433-1316
 WARZONEMATRIX.COM

4704 ROCKY RIVER DRIVE
 CLEVELAND OHIO 44135



Planes - Cars - Boats - Trains

5275 Ridge Road
 Parma, Ohio 44129

216/741-6440
www.parmahobby.com

E-mail: info@parmahobby.com

Family Hobby closed on April 30, 2016.

Wishing success to Andrea and Jeff in their future endeavors.

Stewart's Hobbies & Collectors' Toys

Trains • Plastic Kits • Die-Cast Cars
Slot Cars • Hobby Supplies

38033 Euclid Ave. • Willoughby, OH 44094

440/942-6632

STORE
HOURS:
M-F 12-6
SAT. 10-5

ROB STEWART
SANDY STEWART

• Buy •
Sell • Trade
Old & New

Mike's Diecast and Collectibles

mike and rob

4153 rocky river drive Cleveland

mike 1440-494-4581 rob 216-551-8502

mike'sdicast@aol.com



EASTERN OHIO TRAINS

The Hobby Home of High Speed Service

2740 Fairmount Blvd.

Cleveland Heights, Ohio 44106

Phone: 216-215-7377

Fax: 216-371-0931

email: cohss@aol.com

www.easternohiotrains.com

Joe Andrews, Proprietor

BAD L's Hobby

Your One Stop Slot Car Shop!

13397 Smith Road
Middleburg Heights, OH 44130



440-941-BADL (2235)

info@badlhby.com

http://badlhby.com

Bob Lusch
The "B" in BAD

Model Trains

Jan Dell Flowers Train Shop

Lionel - MTH - Marklin - Micro-Trains - Kato - LGB - PIKO - Bway Ltd.

19350 Detroit Road Rocky River OH 44116

440/331-2392

Jim Lewis



Strongsville Hobby of Elyria



440-366-0665



ELECTRIC & NITRO R/C CARS, BOATS, AIRPLANES, SLOT CARS, ROCKETS
HOBBY SUPPLIES & PINE CAR DERBY, TRAINS & PLASTIC MODELS

831 Chestnut Commons Dr.

Elyria, Ohio 44035

Phone (440)366-0665

Fax (440)366-0666

R/C TRACK
ON SITE

www.strongsvillehobby.com

Mon - Fri 11:00 - 8:00

Sat 11:00 - 6:00

Sun 12:00 - 5:00

JERRY IVANCIC

Uncle Ray's Trains

4282 Lake Rd. • Sheffield Lake, Ohio 44054



uncleraystrains@gmail.com

Or call Uncle Ray at... (888) 933-2999 • (440) 933-0609

www.uncleraystrainsoh.com